



Ultimate control
ultimate
precision

AIR VALVES

/ Product Catalog

2021
v1.0

 **NETAFIM™**
GROW MORE WITH LESS

/ Content

→ PRODUCT PORTFOLIO 6

→ PLASTIC AIR VALVES

KINETIC / VACUUM BREAKING

NAVk 9

AV10 12

AUTOMATIC

NAVa 14

SG10 16

S50 18

COMBINATION

NAVc 20

DT40 (Mini) 23

DG10 / D40 25

D40L 28

D43 (Pro) 32

DYNAMIC

D70 35

D70PQ 37

→ METAL AIR VALVES

KINETIC / VACUUM BREAKING

K10 / K60 40

AUTOMATIC

S15 44

COMBINATION

NAVmc 46

D43 / D46 51

D50 57

D60 61

→ DESCRIPTION GUIDE 66





/ ABOUT NETAFIM

Netafim is the global leader in precision irrigation for a sustainable future. With 33 subsidiaries and 17 manufacturing plants worldwide, Netafim delivers innovative, tailor-made irrigation and fertigation solutions to millions of farmers, allowing smallholders to large-scale agricultural producers, in over 110 countries, to grow more with less.

Founded in 1965, Netafim pioneered the drip revolution, creating a paradigm shift toward precision irrigation. Today, specializing in end-to-end solutions from the water source to the root zone, Netafim delivers turnkey irrigation and greenhouse projects, supported by engineering, project management and financing services.

Netafim is also leading the way in digital farming, integrating real-time monitoring, analysis and automated control into one state-of-the-art system. In 2017, Orbia, a global leader in specialty products and innovative solutions acquired 80% of Netafim, Kibbutz Hatzerim holds the remaining 20%.

See how Netafim's solutions are changing the economics of agriculture and helping the world grow more with less at www.netafim.com



Product Portfolio - Plastic Air Valves

KINETIC / VACUUM

NAVk

DIAMETER: ¾" - 2"
MAX. PRES.: PN10



AV10

DIAMETER: ¾" - 1"
MAX. PRES.: PN10



AUTOMATIC

NAVa

DIAMETER: ½" - 1"
MAX. PRES.: PN10, PN16



SG10

DIAMETER: ½" - 1"
MAX. PRES.: PN10



S50

DIAMETER: ½" - 1"
MAX. PRES.: PN16



COMBINATION

NAVc

DIAMETER: ½" - 2"
MAX. PRES.: PN10, PN16



DT40 (Mini)

DIAMETER: ½" - ¾"
MAX. PRES.: PN10, PN16



DG10/D40

DIAMETER: ¾" - 2"
MAX. PRES.: PN10, PN16



D40L

DIAMETER: ½" - 2"
MAX. PRES.: PN10



D43 (Pro)

DIAMETER: 2" - 3"
MAX. PRES.: PN10, PN16



DYNAMIC

D70

DIAMETER: 2" - 3"
MAX. PRES.: PN10, PN16



D70PQ

DIAMETER: 2" - 3"
MAX. PRES.: PN10, PN16



Product Portfolio - Metal Air Valves

KINETIC / VACUUM

K10, K60

DIAMETER: 2"

MAX. PRES.: PN16



AUTOMATIC

S15

DIAMETER: 1"

MAX. PRES.: PN16



COMBINATION

NAVmc

DIAMETER: 2" - 6"

MAX. PRES.: PN16



D43 / D46

DIAMETER: 2" - 6"

MAX. PRES.: PN16



D50

DIAMETER: 2" - 6"

MAX. PRES.: PN16



D60

DIAMETER: 1" - 6"

MAX. PRES.: PN16





/ Plastic Air Valves

NAVk

KINETIC / VACUUM BREAKING VALVE

This valve has been designed for efficient discharge and intake of air in water transport systems, filtering systems, containers, and other locations where confined air could impair the system's operation.



Reliable



Superior
Design



Easy
Maintenance

/ Benefits & Features

- **Reliable**
The valve offers leak-proof sealing even at a low system pressure.
- **Superior design**
The aerodynamic design of the valve enables air flow at very high velocities.
The outlet port directs the "blowout" flow away, protecting sensitive devices and the operators.
- **Easy maintenance**
The valve design contains a very limited number of parts, allowing easy dismantling for maintenance.

/ Specifications & Recommendations

- Operating pressure: 0.1 to 10 bar / 1½ to 150 psi
- Maximal operating temperature: 60°C / 140°F
- 2" BSP or NPT threaded base - as per the customer's choice
- Materials: corrosion resistant reinforced plastic materials and synthetic rubber

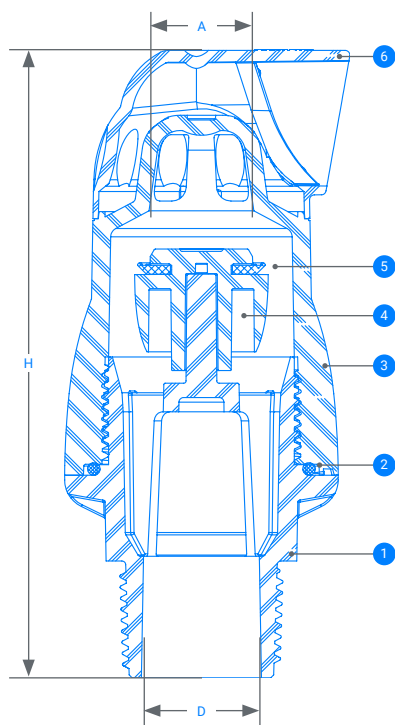
→ TECHNICAL DIMENSIONS

VALVE	20 MM / ¾"		25 MM / 1"		50 MM / 2"	
DIMENSION	SI	US	SI	US	SI	US
D-THREAD	¾" BSP	¾"NPT	1" BSP	1" NPT	2" BSP	2" NPT
H-HEIGHT	132MM	5.2"	132MM	5.2"	132MM	5.2"
A-NOZZLE AREA	380MM²	0.59 IN²	380MM²	0.59 IN²	804MM²	1.25 IN²
WEIGHT	125 G	0.27 LBS.	125 G	0.27 LBS.	200 G	0.4 LBS.

→ MATERIAL SPECIFICATIONS - ¾", 1"

#	PART NAME	MATERIAL
1	BASE	PA GF
2	O RING	NBR
3	BODY	PA GF
4	FLOAT	POM
5	SEAL	EPDM
6	COVER	POM

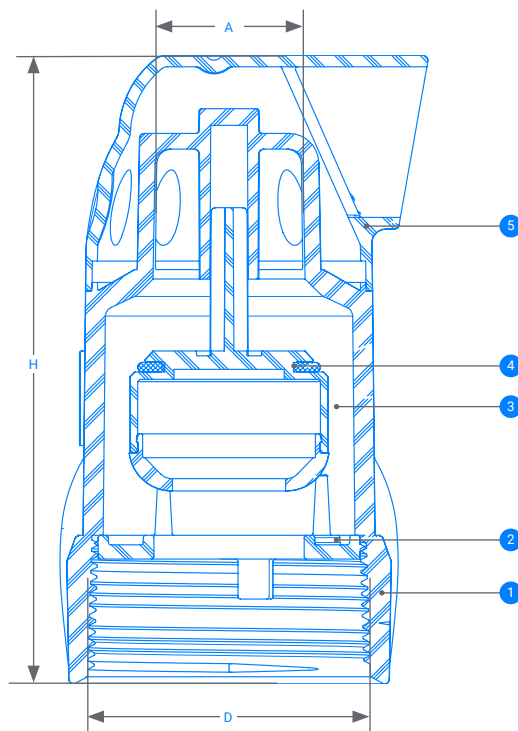
¾", 1"



2"

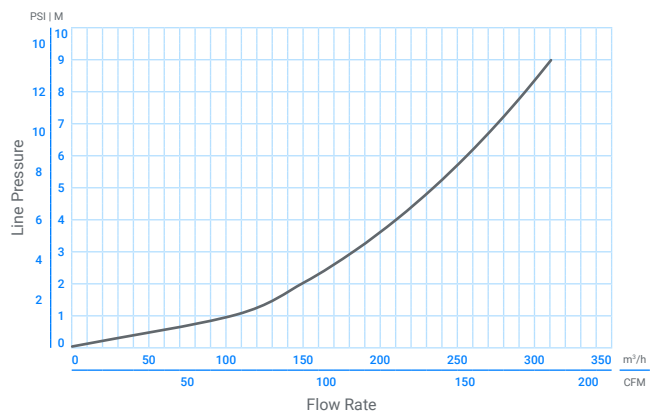
#	PART NAME	MATERIAL
1	BODY	PA GF
2	RING	PA GF
3	FLOAT	POM
4	SEAL	EPDM
5	COVER	PA GF

2"

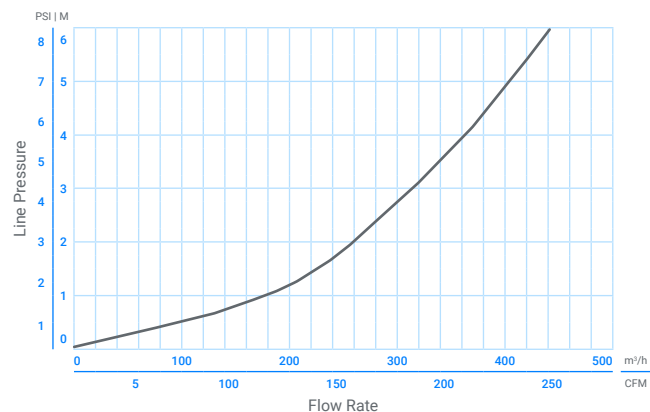


→ HEAD LOSS

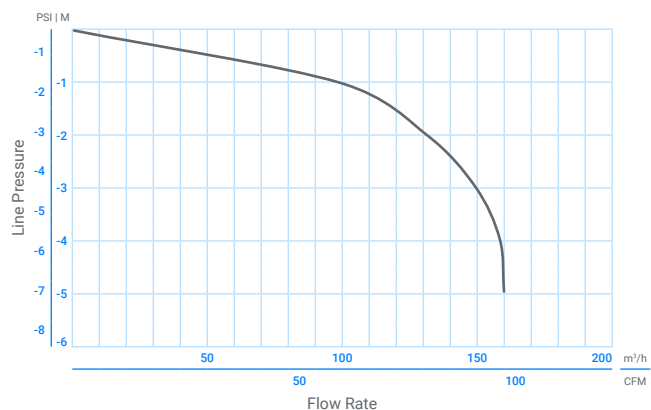
DISCHARGE DATA - FREE AIR FLOW - 3/4", 1"



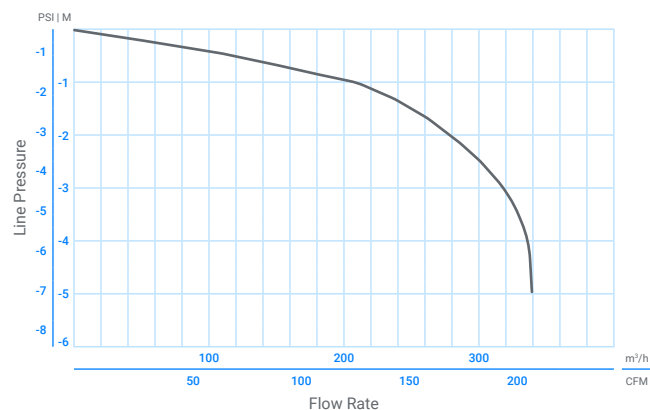
DISCHARGE DATA - FREE AIR FLOW - 2"



INFLOW DATA - FREE AIR FLOW - 3/4", 1"



INFLOW DATA - FREE AIR FLOW - 2"



→ CATALOG NUMBERS

DIAMETER	CONNECTION	CATALOG NUMBER
3/4"	BSP	32600-005912
	NPT	32600-006000
1"	BSP	32600-006004
	NPT	32600-006001
2"	BSP	32600-006003
	NPT	32600-006002

AV10

KINETIC / VACUUM BREAKING AIR VALVE

The AV-010 Air & Vacuum Valve discharges air at high flow rates during the filling of the system and admits air at high flow rates during drainage, pump shut-off or at water column separation.



3/4", 1" MODEL



2" MODEL



Reliable



Simple
Installations



Easy
Maintenance

Benefits & Features

- ✓ The body is made of high strength composite materials, and all operating parts are made of specially selected corrosion-resistant materials
- ✓ Drip-tight sealing at low pressure
- ✓ All parts are UV protected
- ✓ Lightweight, small dimensions, simple and reliable structure

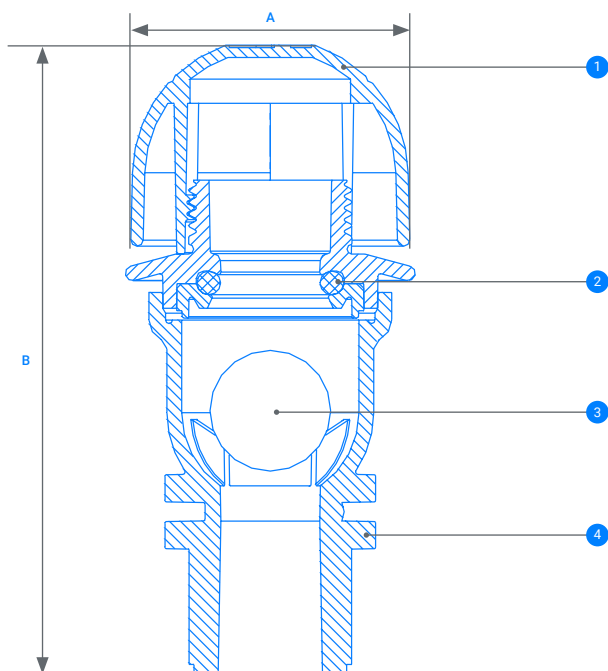
Specifications & Recommendations

- **Working Pressure Range:** 0.2 - 10 bar
- **Testing pressure:** 16 bar
- **Working Temperature:** 60° C
- **Maximum Intermittent Temperature:** 90° C
- Available in 3/4" (20mm), 1" (25mm) male threaded, 2" (50mm), 3" (80mm) female threaded NPT/BSPT.
- **Optional addition:** Shrader valve for measuring local line pressure (3/4", 1" only).

→ TECHNICAL DIMENSIONS

NOMINAL SIZE	DIMENSIONS MM		WEIGHT GR.	ORIFICE AREA MM ²
	A	B		
3/4" (20MM)	60	124	0.1	314
1" (25MM)	60	124	0.1	314
2" (50MM)	73	122	0.2	800
3" (80MM)	104	165	0.6	2000

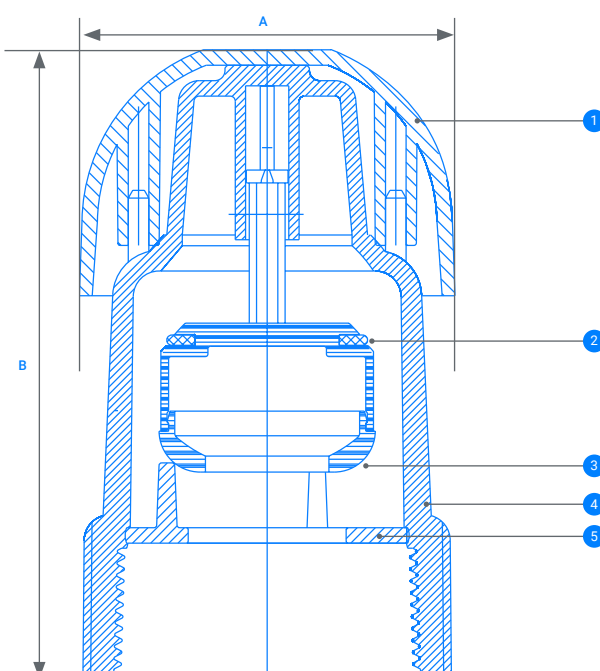
3/4", 1" MODEL



→ MATERIAL SPECIFICATIONS

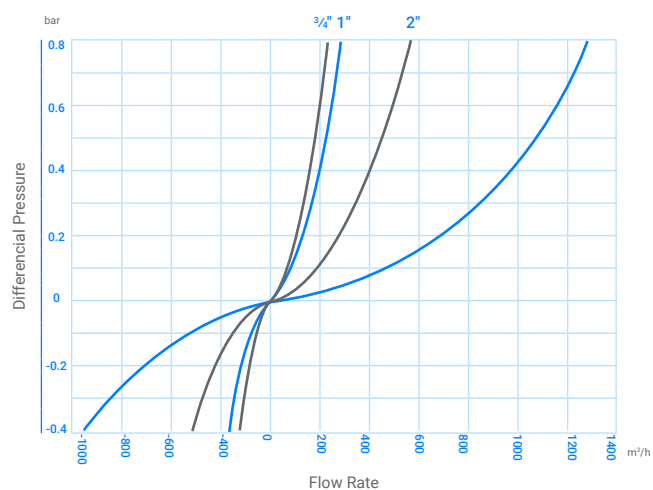
#	PART NAME	3/4", 1"	2"	3"
1	COVER	POLYPROPYLENE	POLYPROPYLENE	POLYPROPYLENE
2	SEAL	BUNA-N	EPDM	EPDM
3	FLOAT	POLYPROPYLENE	REINFORCED NYLON	REINFORCED NYLON
4	BODY	POLYPROPYLENE	REINFORCED NYLON	REINFORCED NYLON
5	DISC	-	REINFORCED NYLON	REINFORCED NYLON

2" MODEL



→ HEAD LOSS

AIR & VACUUM FLOW RATE



→ CATALOG NUMBERS

MODEL	DIAMETER	CONNECTION	MAX. PRESSURE	CATALOG NUMBER
AV10	3/4"	BSP	PN10	70540-001300
		NPT	PN10	70561-002950
	1"	BSP	PN10	70540-001400
		NPT	PN10	70561-002610

NAVa

AUTOMATIC AIR VALVE

Designed for an efficient release of entrapped air from the pipeline, while the network is at normal working pressure. Due to the relatively large orifice, compare to other automatic valves in the market, it can also release the air through initial filling of a small-diameter pipe, or admit air into it while it is drained.



Reliable



Superior
Design



Easy
Maintenance

Benefits & Features

- ✓ An Automatic air valve, that enables the release of dissolved air that accumulate in the pipeline. The valve will release the air at normal operation pressures of the pipeline
- ✓ The Float is made of naturally-buoyant material (specific weight lower than 1)
- ✓ The float activates a sealing stripe, that closes the outlet when the water will fill the valve body
- ✓ On accumulation of air in the valve, loss of buoyancy causes the float to drop and to pull the strip, thus opening of the air outlet
- ✓ The Hydraulic sealing of the orifice will provides a drip-tight closure at a pressure of 2mwc (3psi)

Specifications & Recommendations

- **Operating Pressure:**
0.1 bar / 1.5 psi to 16 bar / 230 psi
- **Maximal water temp. for continuous operation:** 60°C / 140°F
- **Maximal water temp. for intermittent operation:** 80°C / 175°F
- 1/2", 3/4", 1" BSP or NPT threaded base - as per the customer's choice

- **Structure Materials:**
Cover - GRP (UV resistant) / Polypropylene
Base - GRP / Polypropylene or Brass
- **Internal parts:** Corrosion resistant, reinforced plastic materials and synthetic rubber
- The valve allows the discharge of 40 m³/h / 24 CFM of air at pipe pressure of 6 bar / 90 psi

→ TECHNICAL DIMENSIONS

VALVE	12 MM / ½"		20 MM / ¾"		25 MM / 1"	
DIMENSION	SI	US	SI	US	SI	US
H - HEIGHT	147 MM	5¾"	147 MM	5¾"	147 MM	5¾"
W - WIDTH	86 MM	3⅓"	86 MM	3⅓"	86 MM	3⅓"
D - THREAD	½" BSP	½" NPT	¾" BSP	¾" NPT	1" BSP	1" NPT
A - NOZZLE AREA	12.85 MM²	0.02 IN²	12.85 MM²	0.02 IN²	12.85 MM²	0.02 IN²
L - TOTAL WIDTH	110 MM	4⅓"	110 MM	4⅓"	110 MM	4⅓"
E - DRAINAGE DIAMETER	¼" BSP	¼" BSP	¼" BSP	¼" BSP	¼" BSP	¼" BSP
WEIGHT	400 G	0.88 LBS.	400 G	0.88 LBS.	400 G	0.88 LBS.

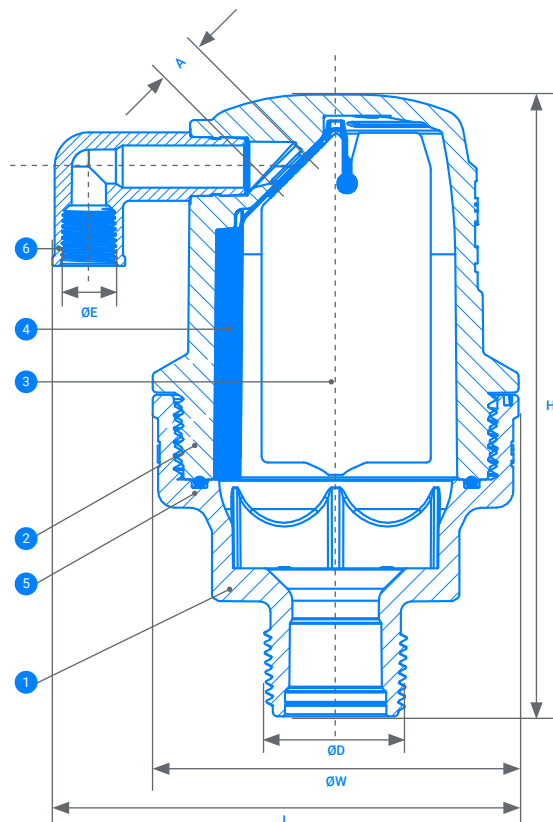
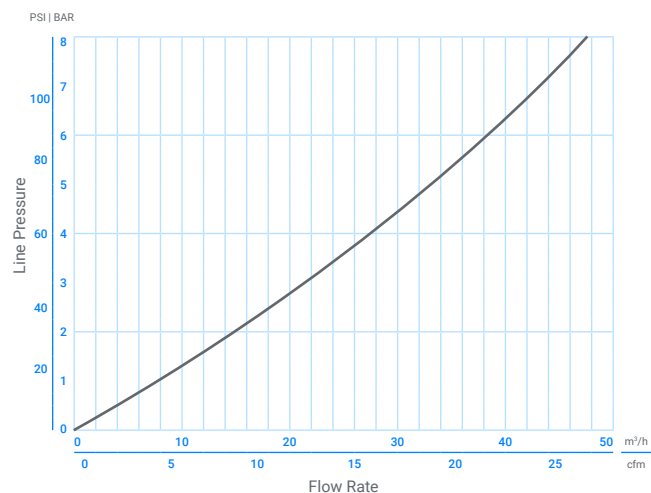
→ MATERIAL SPECIFICATIONS

#	PART NAME	MATERIAL
1	BASE	GLASS REINFORCED NYLON OPTIONAL: BRASS, POLYPROPYLENE
2	BONNET	GLASS REINFORCED NYLON OPTIONAL: POLYPROPYLENE
3	FLOAT	FOAMED POLYPROPYLENE
4	SEAL	EPDM
5	O RING	NBR
6	DRAINAGE ELBOW	POLYPROPYLENE

→ HEAD LOSS

DISCHARGE DATA (FREE AIR FLOW) SMALL NOZZLE

½", ¾", 1", 2"



→ CATALOG NUMBERS

MODEL	DIAMETER	CONNECTION	MAX. PRESSURE	CATALOG NUMBER
NAVD	½"	BSP	PN10	32600-006010
	½"	NPT	PN10	32600-006020
	½"	BSP	PN16	32600-006030
	½"	NPT	PN16	32600-006040
	¾"	BSP	PN10	32600-006011
	¾"	NPT	PN10	32600-006021
	¾"	BSP	PN16	32600-006031
	¾"	NPT	PN16	32600-006041
	1"	BSP	PN10	32600-006012
	1"	NPT	PN10	32600-006022
	1"	BSP	PN16	32600-006013
	1"	NPT	PN16	32600-006023

SG10

AUTOMATIC AIR VALVE

The Automatic Air Release Valve releases accumulated air from the system while it is under pressure. The presence of air in a water system can reduce the effective cross sectional flow area resulting in increased head loss and decreased flow.



Reliable



Superior
Design



Easy
Maintenance

Benefits & Features

- ✓ The body is made of high strength composite materials and all operating parts are made of specially selected corrosion- resistant materials
- ✓ The larger than usual orifice enables it to release air at higher flow rates than other automatic air release valves of its kind
- ✓ The large orifice with its self-cleaning mechanism dramatically reduces obstruction due to debris
- ✓ The valve's rolling seal mechanism design is less sensitive to different pressures than a direct float seal, thus enabling a one size orifice for a wide pressure range (from 0.2 up to 10/16 bar)
- ✓ Light weight, simple and reliable structure
- ✓ A discharge outlet enables the connection of a vent pipe

Specifications & Recommendations

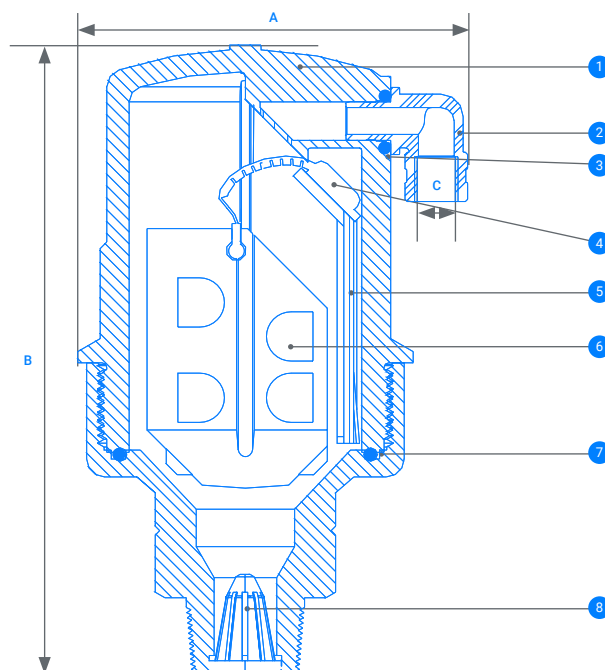
- **Working Pressure Range:** 0.1 - 10 bar
- Test pressure for the air valve is 1.5 times its working pressure
- **Maximum Working Temperature:** 60° C
- **Maximum Intermittent Temperature:** 90° C

→ TECHNICAL DIMENSIONS

DIMENSIONS MM		CONNECTION	WEIGHT GR.	ORIFICE AREA MM ²
A	B	C		
100	140	1/8" BSP FEMALE	0.3	12

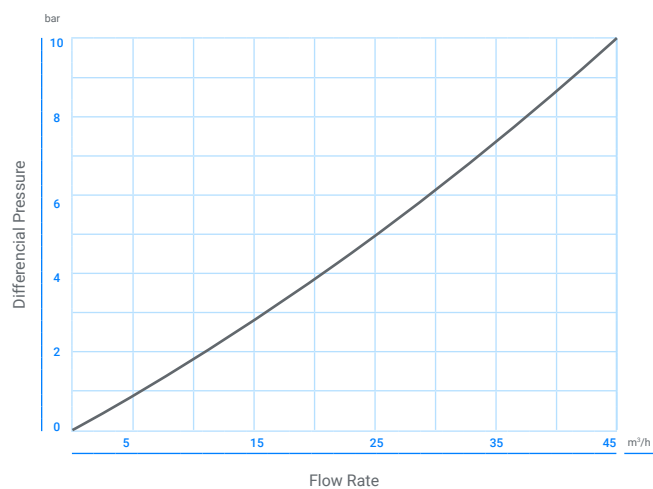
→ MATERIAL SPECIFICATIONS

#	PART NAME	MATERIAL
1	COVER	REINFORCED NYLON
2	AIR RELEASE OUTLET	POLYPROPYLENE
3	O-RING	BUNA-N
4	ROLLING SEAL	EPDM
5	CLAMPING STEM	REINFORCED NYLON
6	FLOAT	FOAMED POLYPROPYLENE
7	O-RING	BUNA-N
8	BASE	REINFORCED NYLON / BRASS
9	STRAINER	NYLON

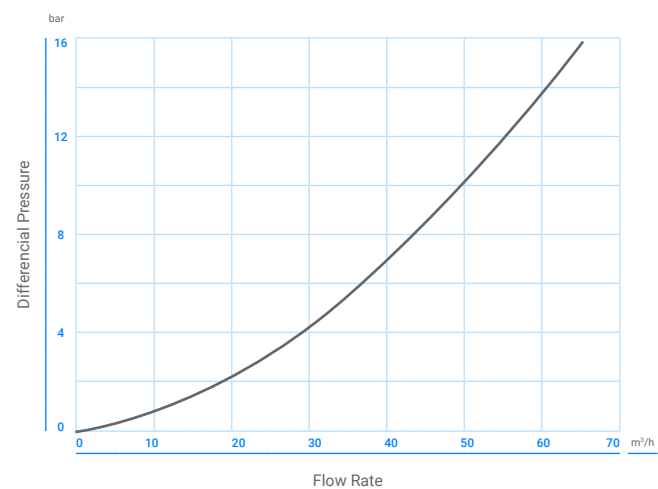


→ HEAD LOSS

AIR & VACUUM FLOW RATE



AUTOMATIC AIR RELEASE FLOW RATE



→ CATALOG NUMBERS

MODEL	DIAMETER	CONNECTION	MAX. PRESSURE	CATALOG NUMBER
SG10	1/2"	BSP	PN10	70440-001350
	3/4"	BSP	PN10	70440-001450
	1"	BSP	PN10	70440-001550

S50

AUTOMATIC AIR VALVE

Automatic air release valve releases accumulated Air from the system while it is under pressure. The presence of air in a water system can reduce the effective cross sectional flow area resulting in increased head loss and decreased flow.



Reliable



Superior
Design



Easy
Maintenance

Benefits & Features

- ✓ The body is made of high strength composite materials and all operating parts are made of specially selected corrosion- resistant materials
- ✓ The larger than usual orifice enables it to release air at higher flow rates than other automatic air release valves of its kind
- ✓ The large orifice with its self-cleaning mechanism dramatically reduces obstruction due to debris
- ✓ The valve's rolling seal mechanism design is less sensitive to different pressures than a direct float seal, thus enabling a one size orifice for a wide pressure range (from 0.2 up to 10/16 bar)
- ✓ Light weight, simple and reliable structure
- ✓ A discharge outlet enables the connection of a vent pipe

Specifications & Recommendations

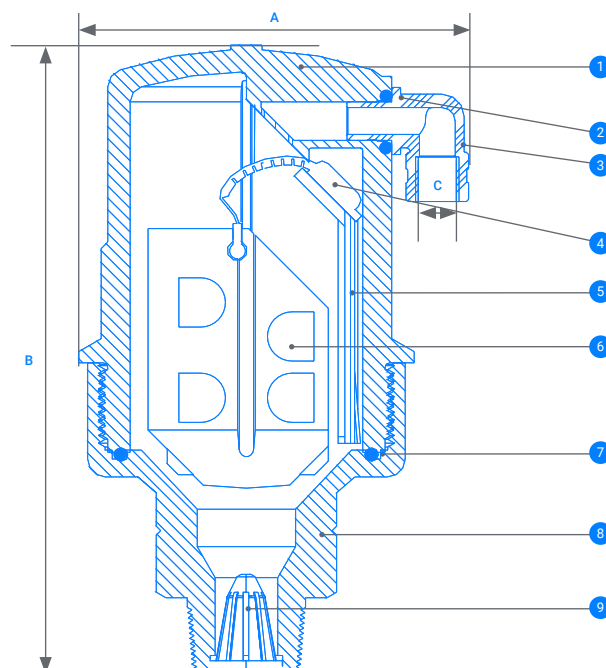
- **Working Pressure Range:** 0.2 - 16 bar
- Test pressure for the air valve is 1.5 times its working pressure
- **Maximum Working Temperature:** 60° C
- **Maximum Intermittent Temperature:** 90° C

→ TECHNICAL DIMENSIONS

DIMENSIONS MM		CONNECTION	WEIGHT GR.	ORIFICE AREA MM ²
A	B	C		
87	143	1/8" BSP FEMALE	0.3	12

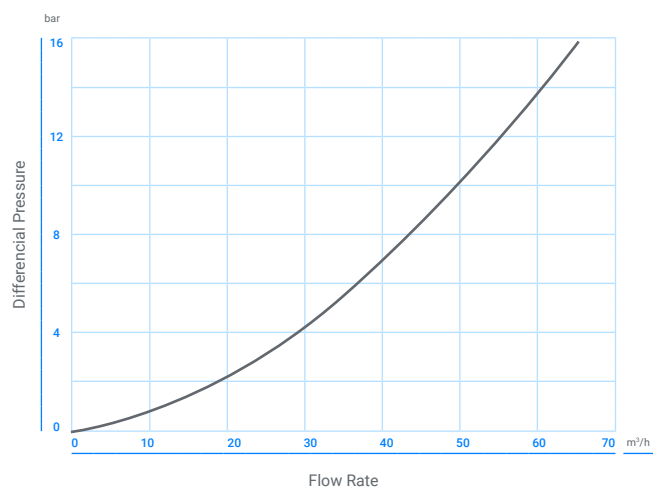
→ MATERIAL SPECIFICATIONS

#	PART NAME	MATERIAL
1	BODY	REINFORCED NYLON
2	AIR RELEASE OUTLET	POLYPROPYLENE
3	O-RING	BUNA-N
4	ROLLING SEAL	EPDM
5	CLAMPING STEM	REINFORCED NYLON
6	FLOAT	FOAMED POLYPROPYLENE
7	O-RING	BUNA-N
8	BASE	REINFORCED NYLON / BRASS
9	STRAINER	NYLON

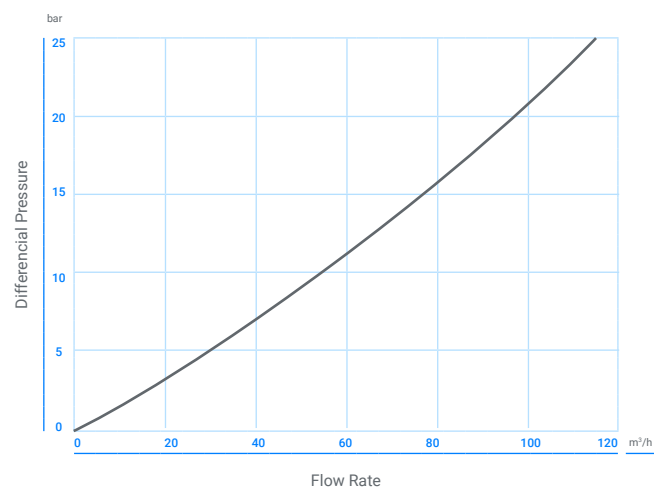


→ HEAD LOSS

PN 16 AUTOMATIC AIR RELEASE FLOW RATE



PN 25 AUTOMATIC AIR RELEASE FLOW RATE



→ CATALOG NUMBERS

MODEL	DIAMETER	CONNECTION	MAX. PRESSURE	CATALOG NUMBER
S50	1/2"	BSP	PN16	70440-001300
		BSP	PN16	70440-001400
	3/4"	NPT	PN16	70561-003610
		BSP	PN16	70440-001500
		NPT	PN16	70561-003900

NAVc

COMBINATION AIR VALVE

This valve has been designed for efficient discharge and intake of air in water transport systems, filtering systems, containers, and other places where confined air could impair the system's operation. The valve is appropriate for: Expelling the air at high flow velocity during the initial filling of the systems, introducing large quantities of air when the pipe drains, maintaining atmospheric pressures in the pipe and preventing collapse and cavitation damage to the conduits and relieving the entrained air from the water, while the network is pressurized.



Reliable



Superior Design



Efficient Air Relief

Benefits & Features

- **Reliable** Leak-proof sealing at all conditions, including low system pressure
- **Superior design** The aerodynamic design of the float provides air flow at a very high velocity.
Threaded outlet elbow allows various possibilities of drain connection
- **Easy maintenance** The valve design contains a very limited number of parts, allowing easy dismantling for maintenance

Specifications & Recommendations

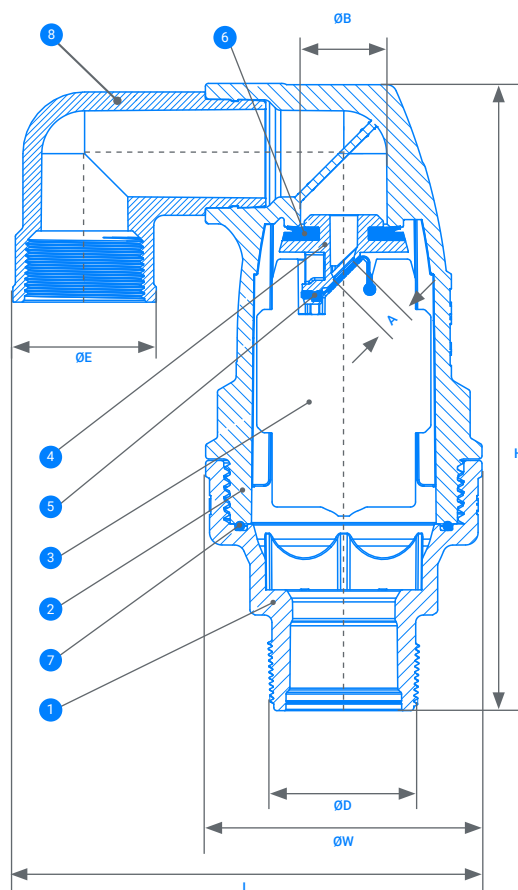
- **Operating Pressure:** 0.1 bar / 1.5 psi to 16 bar / 230 psi
- **Maximal water temp. for continuous operation:** 60°C / 140°F
- **Maximal water temp. for intermittent operation:** 80°C / 175°F
- **1½", ¾", 1", 2" BSP or NPT threaded base - as per the customer's choice**
- **Structure Materials:** Cover - GRP (UV resistant) / Polypropylene
Base - GRP / Polypropylene or Brass
- **Internal parts:** Corrosion resistant, plastic materials and synthetic rubber
- **At pipe pressure of 0.5 bar / 7 psi:**
 - ✓ The 2"/50mm valve allows the discharge of 260 m³/h / 153 CFM of air
 - ✓ The 1"/25mm valve allows the discharge of 60 m³/h / 35 CFM of air

→ TECHNICAL DIMENSIONS

VALVE	12 MM / 1/2"		20 MM / 3/4"		25 MM / 1"		50 MM / 2"	
DIMENSION	SI	US	SI	US	SI	US	SI	US
H - HEIGHT	183 MM	7 1/4"	183 MM	7 1/4"	183 MM	7 1/4"	249 MM	9 7/8"
W - WIDTH	86 MM	3 1/3"	86 MM	3 1/3"	86 MM	3 1/3"	110 MM	4 1/3"
D - THREAD	1/2" BSP	1/2" NPT	3/4" BSP	3/4" NPT	1" BSP	1" NPT	2" BSP	2" NPT
A - NOZZLE AREA	12.85 MM ²	0.02 IN ²	12.85 MM ²	0.02 IN ²	12.85 MM ²	0.02 IN ²	12.85 MM ²	0.02 IN ²
K - KINETIC NOZZLE AREA	314 MM ²	0.49 IN ²	314 MM ²	0.49 IN ²	314 MM ²	0.49 IN ²	908 MM ²	1.41 IN ²
L - TOTAL WIDTH	134 MM	5 1/4"	134 MM	5 1/4"	134 MM	5 1/4"	187 MM	7 3/8"
E - DRAINAGE DIAMETER	3/4" BSP	3/4" BSP	3/4" BSP	3/4" BSP	3/4" BSP	3/4" BSP	1 1/2" BSP	1 1/2" BSP
WEIGHT	470 G	1.04 LBS.	470 G	1.04 LBS.	470 G	1.04 LBS.	1052 G	2.32 LBS.

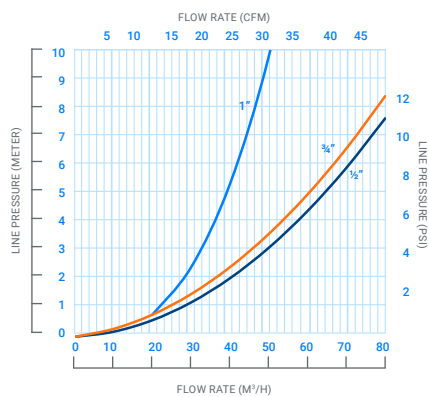
→ MATERIAL SPECIFICATIONS

#	PART NAME	MATERIAL
1	BODY	GLASS REINFORCED NYLON OPTIONAL: BRASS, POLYPROPYLENE
2	BONNET	GLASS REINFORCED NYLON OPTIONAL: POLYPROPYLENE
3	FLOAT	FOAMED POLYPROPYLENE
4	SLIDER	GLASS REINFORCED NYLON
5	AUTOMATIC SEAL	EPDM
6	KINETIC SEAL	EPDM
7	O RING	NBR
8	DRAINAGE ELBOW	POLYPROPYLENE

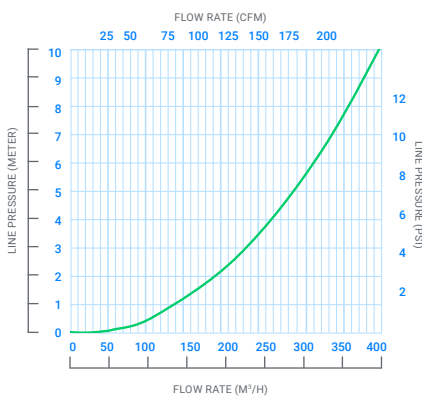


→ HEAD LOSS

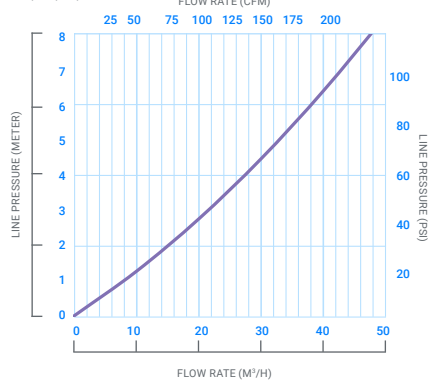
DISCHARGE DATA (FREE AIR FLOW) - ½", ¾", 1"



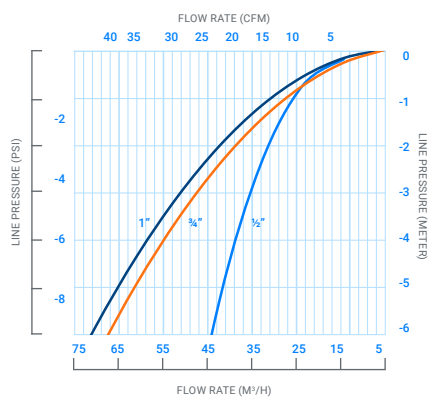
DISCHARGE DATA (FREE AIR FLOW) - 2"



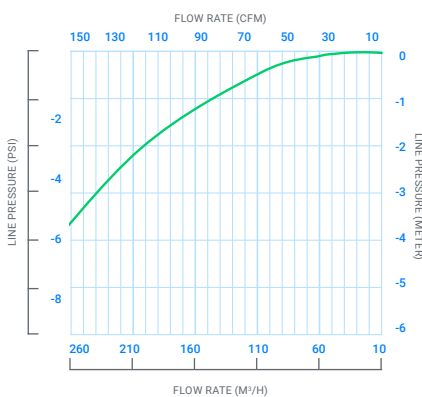
DISCHARGE DATA (FREE AIR FLOW) SMALL NOZZLE - ½", ¾", 1", 2"



INFLOW DATA (FREE AIR FLOW) - ½", ¾", 1"



INFLOW DATA (FREE AIR FLOW) - 2"



→ CATALOG NUMBERS

MODEL	DIAMETER	CONNECTION	MAX. PRESSURE	CATALOG NUMBER
NAVD	½"	BSP	PN10	32600-006060
	½"	NPT	PN10	32600-006070
	½"	BSP	PN16	32600-006065
	½"	NPT	PN16	32600-006080
	¾"	BSP	PN10	32600-006061
	¾"	NPT	PN10	32600-006071
	¾"	BSP	PN16	32600-006063
	¾"	NPT	PN16	32600-006081
	1"	BSP	PN10	32600-006062
	1"	NPT	PN10	32600-006072
	1"	BSP	PN16	32600-006066
	1"	NPT	PN16	32600-006082
	2"	BSP	PN10	32600-006064
	2"	NPT	PN10	32600-006074
	2"	BSP	PN16	32600-006067
	2"	NPT	PN16	32600-006075

DT40 (Mini)

COMBINATION AIR VALVE WITH ORIFICE SHUT-OFF

Designed to prevent disturbances caused by presence or absence of air in small water supply systems. Combines an air & vacuum large orifice and an automatic small orifice in one single body.



DT-040
REGULAR

DT-040
LOW PRESSURE



Reliable



Superior
Design



Easy
Maintenance

Benefits & Features

- ✓ **Integral orifice shut-off valve:** an innovative built-in shut off valve enables the closure of the air valve orifices with no interference to water flow in the pipe
- ✓ The large orifice with its self-cleaning mechanism dramatically reduces obstruction due to debris
- ✓ Discharge outlet: enables for the connection of a 10mm polyethylene discharge tube
- ✓ Dynamic design allows high velocity air discharge and preventing premature closure
- ✓ Lightweight and small - 144 gr.
- ✓ One-way air flow option

Specifications & Recommendations

- **Working Pressure Range:** 0.2 - 10 bar / 0.05 - 6 bar (LP model)
- **Testing Pressure:** 16 bar
- **Working Temperature:** 60°C
- **Connections:** Threaded 1/2", 3/4", 1" BSPT / NPT

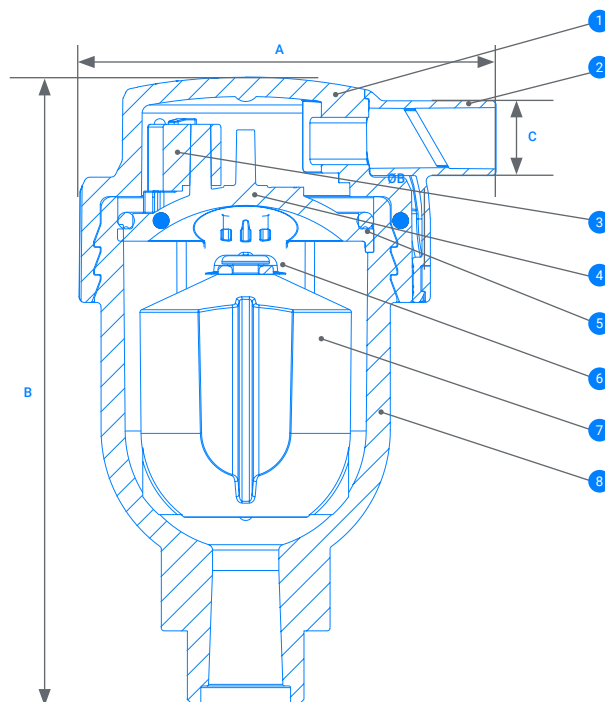
- Optional model DT-040 (max. working pressure 10 bar)
- Optional barbed and threaded connection for low pressure systems: model DT-040 LP (max. working pressure 6 bar)

→ TECHNICAL DIMENSIONS

DIMENSIONS MM			WEIGHT GR.	ORIFICE AREA MM ²	
A	B	C		AUTO.	A/V
60	115	11	144	5.6	4.2

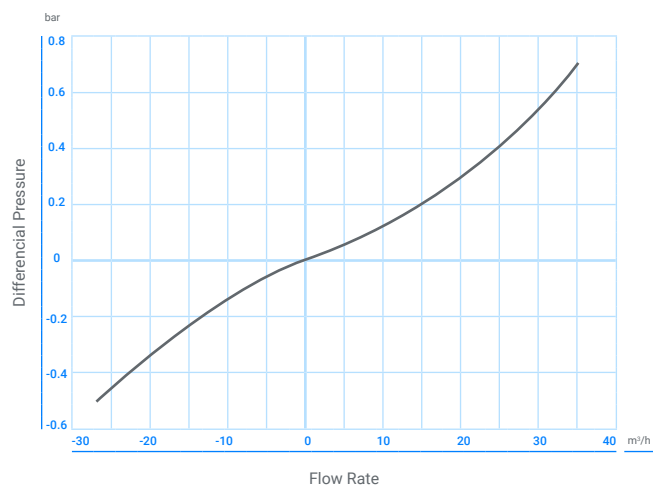
→ MATERIAL SPECIFICATIONS

#	PART NAME	MATERIAL
1	COVER & SHUT OFF VALVE	ACETAL
2	DISCHARGE OUTLET	ACETAL
3	FLAT PLUG	EPDM
4	SEAT	POLYPROPYLENE
5	O-RING	BUNA-N
6	SEAL	EPDM
7	FLOAT	FOAMED POLYPROPYLENE
8	BODY	POLYPROPYLENE

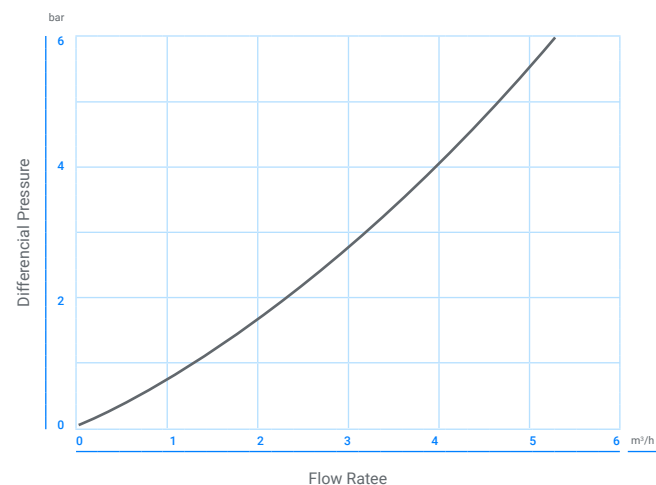


→ HEAD LOSS

AIR & VACUUM FLOW RATE



AUTOMATIC AIR RELEASE FLOW RATE



→ CATALOG NUMBERS

MODEL	DIAMETER	CONNECTION	MAX. PRESSURE	CATALOG NUMBER
DT40	1/2"	BSP	PN10	70500-001255
	1/2"	NPT	PN10	70561-000800
	3/4"	BSP	PN10	70500-001260
DT40LP	1/2"	BSP	PN6	70500-001270
	3/4"	BSP	PN6	70500-001272

DG10 / D40

COMBINATION AIR VALVE

The Combination Air Valve has the features of both an air release valve and an air & vacuum valve. The air release component is designed to automatically release small pockets of air to the atmosphere as they accumulate at peaks or along a pipeline or piping system when it is full and operating under pressure.



DG 10 (PN10)

D40 (PN16)



Reliable



Superior
Design



Easy
Maintenance

Benefits & Features

- ✓ Reliable operation reduces water hammer incidents
- ✓ Dynamic design allows for high velocity air discharge while preventing premature closure
- ✓ Lightweight, small dimensions, simple and reliable structure
- ✓ The discharge outlet enables removal of excess fluids
- ✓ **The large size of the automatic air release orifice relative to the air valve body:**
 - Discharges air at high flow rates
 - Lessens the danger of its obstruction by debris
 - Enables the usage of the patented rolling seal mechanism, making it less sensitive to pressure differential than a direct float seal
 - The body is made of high-strength composite materials and all operating parts are made of specially selected, corrosion-resistant materials
 - Due to its light weight, the valve may be installed on plastic piping systems, as well as other lightweight piping systems

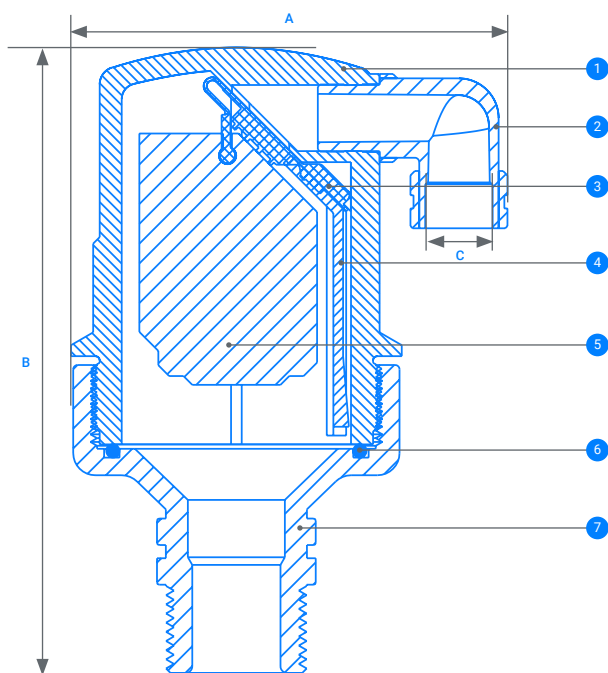
Specifications & Recommendations

- **Working Pressure Range:** DG10: 0.1-10 bar / D40: 0.2-16 bar
- **Testing pressure:** DG10: 16 bar / D40: 25 bar
- **Maximum Working Temperature:** 60° C
- **Maximum Intermittent Temperature:** 90° C

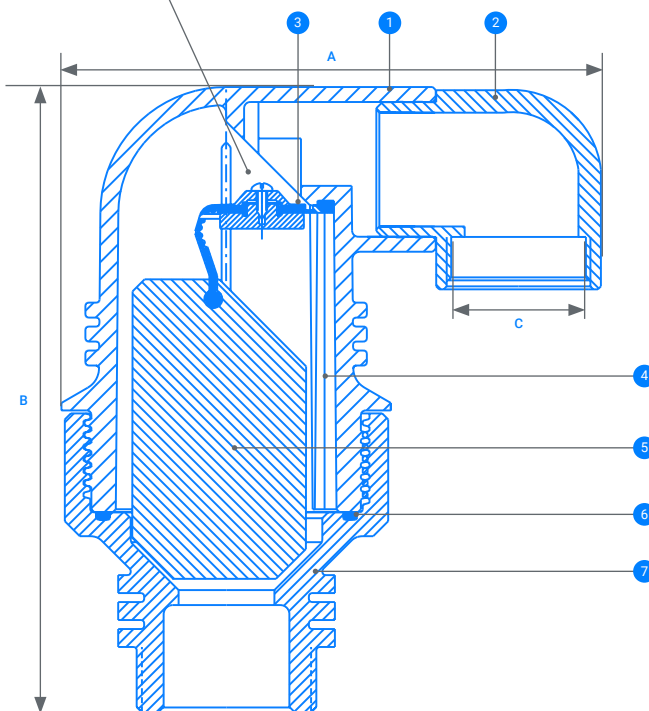
→ TECHNICAL DIMENSIONS

NOMINAL SIZE	DIMENSIONS MM		CONNECTIONS MM	WEIGHT KG.	ORIFICE AREA MM ²	
	A	B	C		AUTO.	A/V
1/2", 3/4", 1"	100	143	3/8" BSP FEMALE	0.33	7.8	100
2"	183	215	1 1/2" BSP FEMALE	1.10	12	804

1/2", 3/4", 1" MODEL



2" MODEL

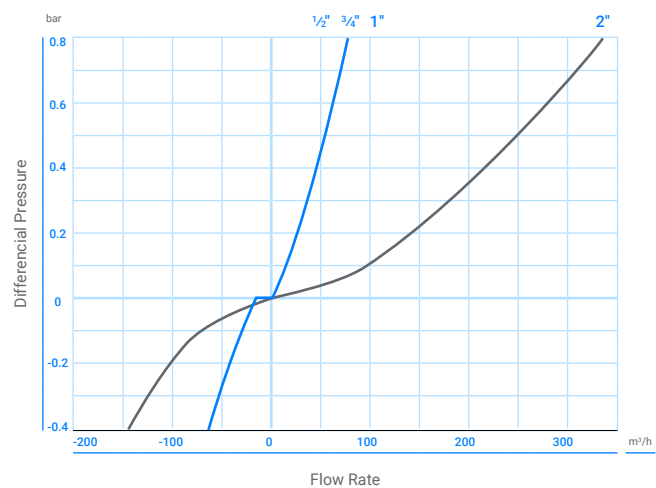


→ MATERIAL SPECS.

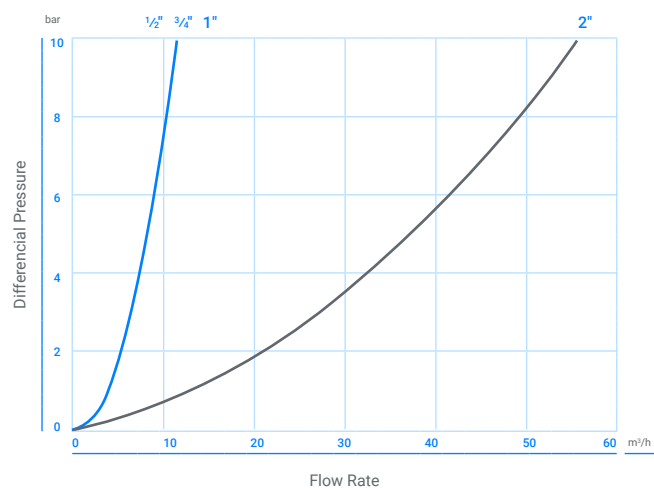
#	PART NAME	MATERIAL
1	BODY	REINFORCED NYLON
2	DISCHARGE OUTLET	POLYPROPYLENE
3	1/2", 3/4", 1" ROLLING SEAL	EPDM
2" ROLLING SEAL ASSEMBLY:		
3A	SCREWS	STAINLESS STEEL 304
3B	PLUG COVER	REINFORCED NYLON
3C	ROLLING SEAL	EPDM
3D	PLUG	REINFORCED NYLON
4	CLAMPING STEM	REINFORCED NYLON
5	FLOAT	FOAMED POLYPROPYLENE
6	O-RING	BUNA-N
7	BASE	REINFORCED NYLON / BRASS / STAINLESS STEEL 316
8	OPTIONAL: BALL VALVES	BRASS NICKEL PLATED

→ HEAD LOSS

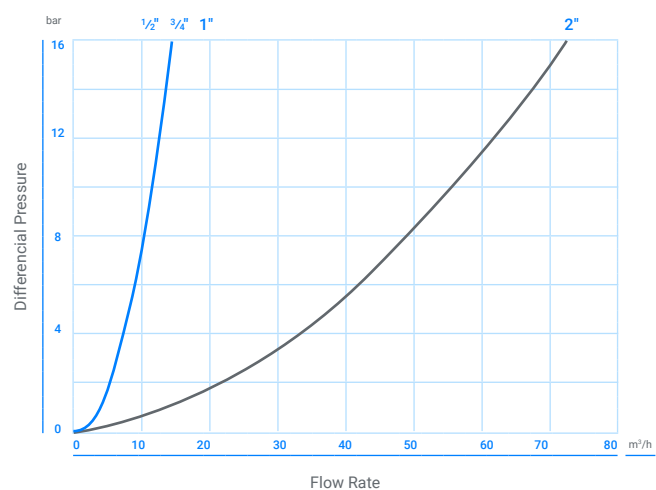
AIR & VACUUM FLOW RATE



GD10 / PN 10 AUTOMATIC AIR RELEASE FLOW RATE



D40 / PN 16 AUTOMATIC AIR RELEASE FLOW RATE



→ CATALOG NUMBERS

MODEL	DIAMETER	CONNECTION	MAX. PRESSURE	CATALOG NUMBER
DG10	3/4"	BSP	PN10	70500-000520
		NPT	PN10	70561-001050
	1"	BSP	PN10	70500-000650
		NPT	PN10	70561-001200
	2"	NPT	PN10	70561-001660
		BSP	PN10	70500-001170
D40	3/4"	BSP	PN16	70500-000500
		NPT	PN16	70561-000850
	1"	BSP	PN16	70500-000600
		NPT	PN16	70561-001240
	2"	BSP	PN16	70500-001100
		NPT	PN16	70561-001400

D40L

COMBINATION AIR VALVE FOR SMALL SUSPENDED SOLIDS

Features of both an air release valve and an air & vacuum valve in a single body. This air valve is specifically designed to operate with liquids containing small suspended solids.



D-040L PP
MODEL



D-040L 2"
MODEL



Reliable



Superior
Design



Easy
Maintenance

Benefits & Features

- ✓ Builds an air gap that separates the liquids with suspended particles from the sealing mechanism
- ✓ Dynamic design allows for high capacity air discharge while preventing premature closure
- ✓ Lightweight, small dimensions, simple and reliable structure
- ✓ The discharge outlet enables the connection of a vent pipe
- ✓ **The large size of the automatic air release orifice relative to the air valve body:**
 - Releases air at high flow rates
 - Lessens the danger of its obstruction by debris
 - The valve's rolling seal mechanism design is less sensitive to different pressures than a direct float seal, thus enabling a one size orifice for a wide pressure range (up to 16 bar)
- ✓ The body is made of high-strength materials and all operating parts are made of specially selected, corrosion-resistant materials
- ✓ Due to its light weight, the valve may be installed on plastic piping systems, as well as other lightweight piping systems

Specifications & Recommendations

- **Working Pressure Range:** Polypropylene:
0.02 - 10 bar, St.St. 316 / Duplex / Reinforced
Nylon / PVDF: 0.05 - 16 bar
- **Testing pressure:** 1.5 times the maximum

- working pressure
- **Maximum Working Temperature:** 60°C
- **Maximum Intermittent Temperature:** 90°C

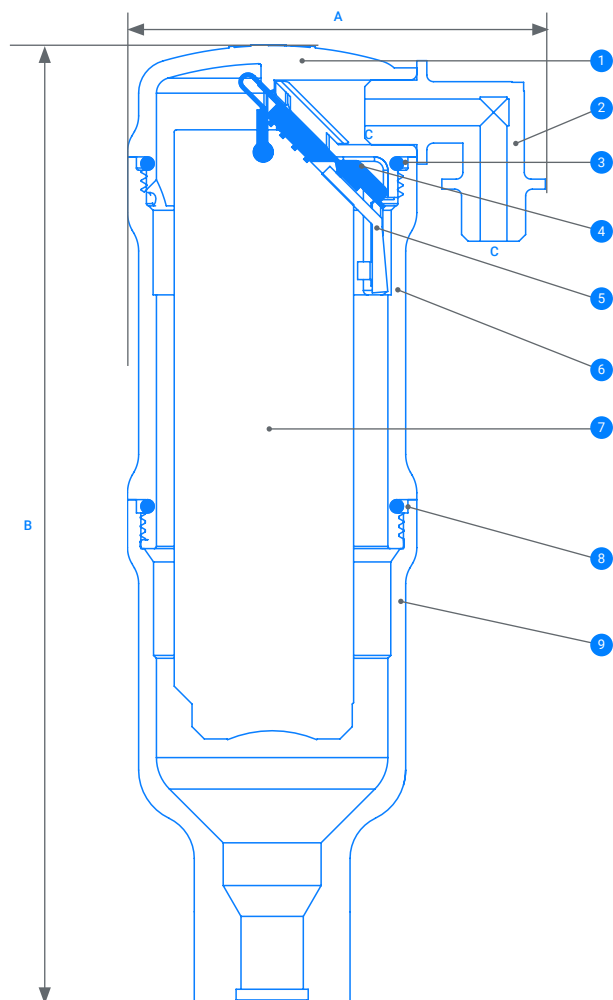
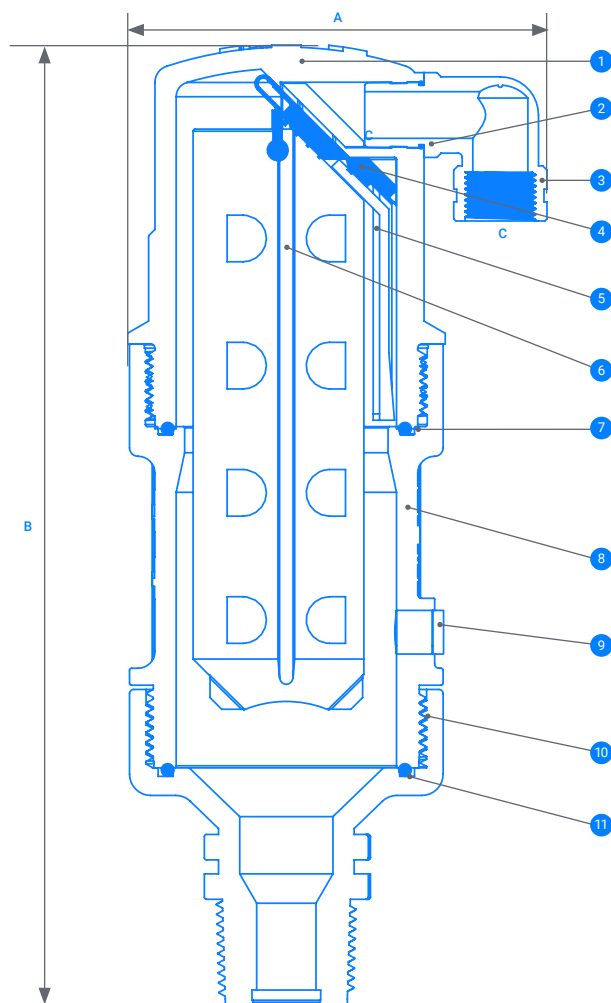
→ TECHNICAL DIMENSIONS PP / NYLON / PVDF

MODEL 1/2", 3/4", 1"	DIMENSIONS MM		CONNECTION	WEIGHT GR.	ORIFICE AREA MM ²	
	A	B			AUTO	A/V
PP / NYLON / PVDF	99	227	3/8" BSP FEMALE	0.6	100	7.8
STST / DUPLEX	94	216	3/8" BSPT FEMALE	1.7	100	7.8

→ MATERIAL SPECIFICATIONS PP / NYLON / PVDF

#	PART NAME	MATERIAL
1	BODY	POLYPROPYLENE / REINFORCED NYLON / PVDF
2	O-RING	BUNA-N / VITON / EPDM
3	DISCHARGE OUTLET	POLYPROPYLENE
4	ROLLING SEAL	EPDM / VITON
5	CLAMPING STEM	POLYPROPYLENE
6	FLOAT	FOAMED POLYPROPYLENE
7	O-RING	BUNA-N / VITON / EPDM
8	EXTENSION	POLYPROPYLENE / REINFORCED NYLON / PVDF
9	CLOSED PORT* (DEFAULT)	
10	BASE	POLYPROPYLENE / REINFORCED NYLON / PVDF
11	O-RING	BUNA-N / VITON

* optional: Open Port / Schrader Valve / Plug



STST / DUPLEX

#	PART NAME	MATERIAL
1	COVER	STAINLESS STEEL 316 / DUPLEX
2	AIR RELEASE OUTLET	POLYPROPYLENE
3	O-RING	BUNA-N / VITON / EPDM
4	ROLLING SEAL	EPDM / VITON
5	CLAMPING STEM	REINFORCED NYLON
6	EXTENSION	STAINLESS STEEL 316 / DUPLEX
7	FLOAT	FOAMED POLYPROPYLENE
8	O-RING	BUNA-N / VITON / EPDM
9	BODY	STAINLESS STEEL 316 / DUPLEX

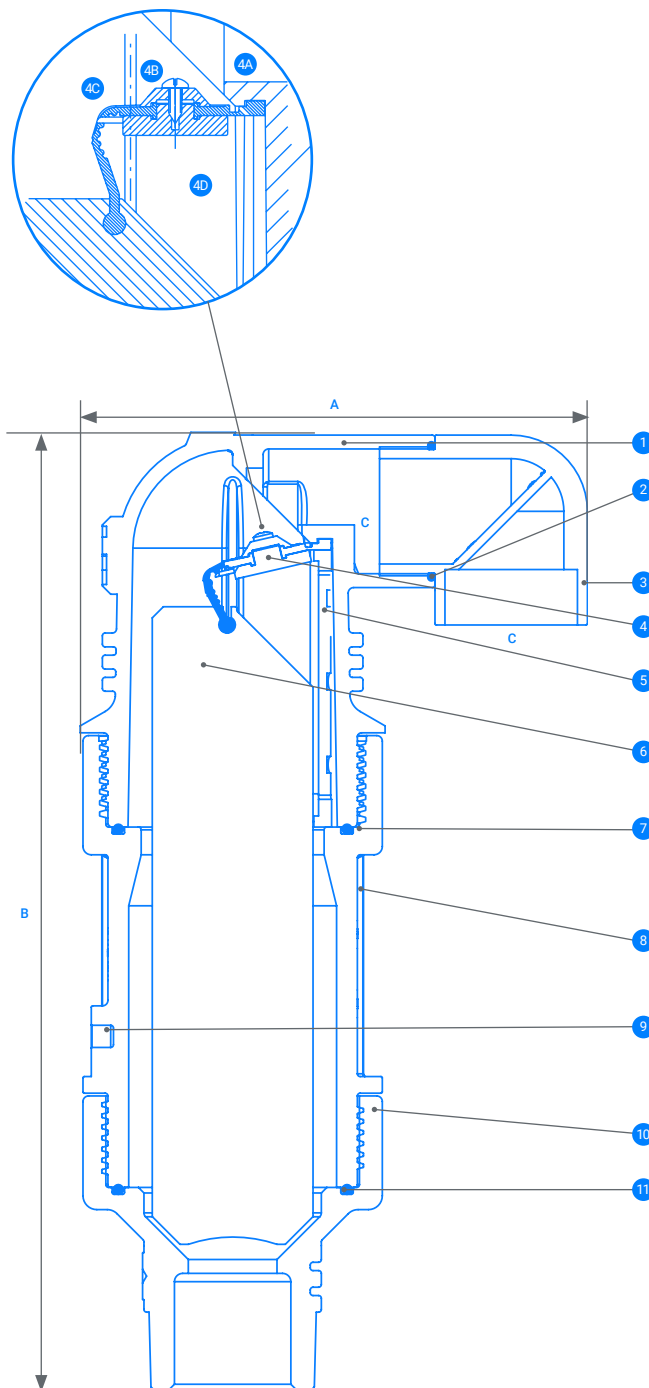
→ TECHNICAL DIMENSIONS 2"

SIZE	DIMENSIONS MM		CONNECTION	WEIGHT GR.	ORIFICE AREA MM ²	
	A	B	C		AUTO	A/V
2"	99	227	3/8" BSP FEMALE	0.6	100	7.8

→ MATERIAL SPECIFICATIONS 2"

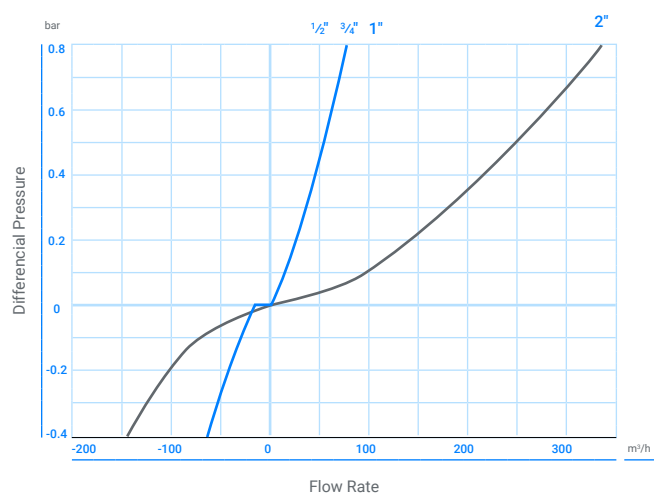
#	PART NAME	MATERIAL
1	BODY	POLYPROPYLENE / REINFORCED NYLON / STAINLESS STEEL 316 / PVDF
2	O-RING	BUNA-N / VITON
3	DISCHARGE OUTLET	POLYPROPYLENE
4	ROLLING SEAL ASSEMBLY	
4A	SCREWS	STAINLESS STEEL
4B	PLUG COVER	REINFORCED NYLON
4C	ROLLING SEAL	EPDM
4D	PLUG	REINFORCED NYLON
5	CLAMPING STEM	POLYPROPYLENE
6	FLOAT	FOAMED POLYPROPYLENE
7	O-RING	BUNA-N / VITON
8	EXTENSION	POLYPROPYLENE / REINFORCED NYLON / STAINLESS STEEL 316 / PVDF
9	CLOSED PORT* (DEFAULT)	
10	BASE	POLYPROPYLENE / REINFORCED NYLON / STAINLESS STEEL 316 / PVDF
11	O-RING	BUNA-N / VITON

* optional: Open Port / Schrader Valve / Plug

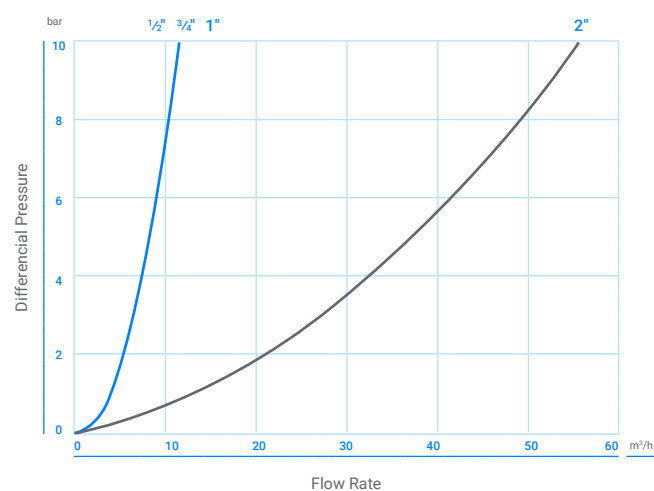


→ HEAD LOSS

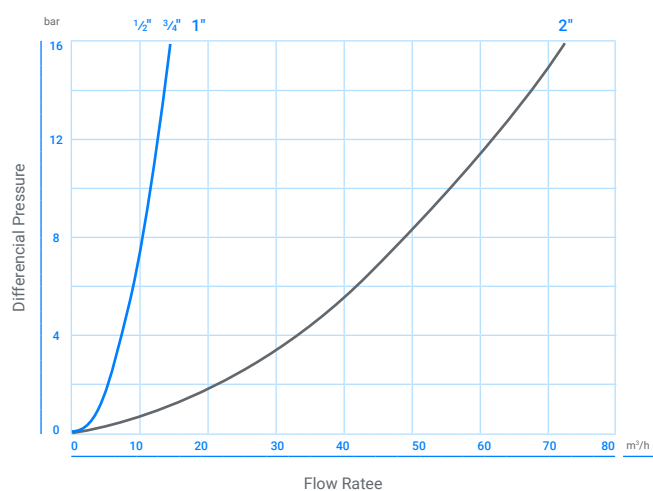
AIR & VACUUM FLOW RATE



AUTOMATIC AIR RELEASE FLOW RATE



AUTOMATIC AIR RELEASE FLOW RATE



→ CATALOG NUMBERS

MODEL	DIAMETER	CONNECTION	MAX. PRESSURE	CATALOG NUMBER
D40L	1/2"	NPT	PN10	70561-000815
	3/4"	NPT	PN10	70561-000050
	1"	NPT	PN10	70561-000060
	2"	NPT	PN10	70561-000100
D40LP	1"	BSP	PN10	70500-000590

D43 (Pro)

COMBINATION AIR VALVE

The Combination Air Valve has the features of both an air release valve and an air & vacuum valve. The air release component is designed to automatically release small pockets of air to the atmosphere as they accumulate along a pipeline or piping system when it is full and operating under pressure.



Reliable



Superior
Design



Easy
Maintenance

Benefits & Features

- ✓ Reliable operation reduces water hammer incidents
- ✓ Dynamic design allows for high capacity air discharge while preventing premature closure
- ✓ Lightweight, small dimensions, simple and reliable structure
- ✓ The discharge outlet enables the connection of a vent hose/pipe
- ✓ **The large size of the automatic air release orifice relative to the air valve body:**
 - Discharges air at high flow rates
 - Lessens the danger of its obstruction by debris
 - Enables the usage of the rolling seal mechanism, making it less sensitive to pressure differential than a direct float seal
- ✓ The body is made of high-strength UV protected composite materials and all operating parts are made of specially selected, corrosion-resistant materials
- ✓ Due to its light weight, the valve may be installed on plastic piping systems, as well as other lightweight piping systems
- ✓ Minimum down-time for maintenance – all operating parts are consolidated into one replaceable cartridge.

Specifications & Recommendations

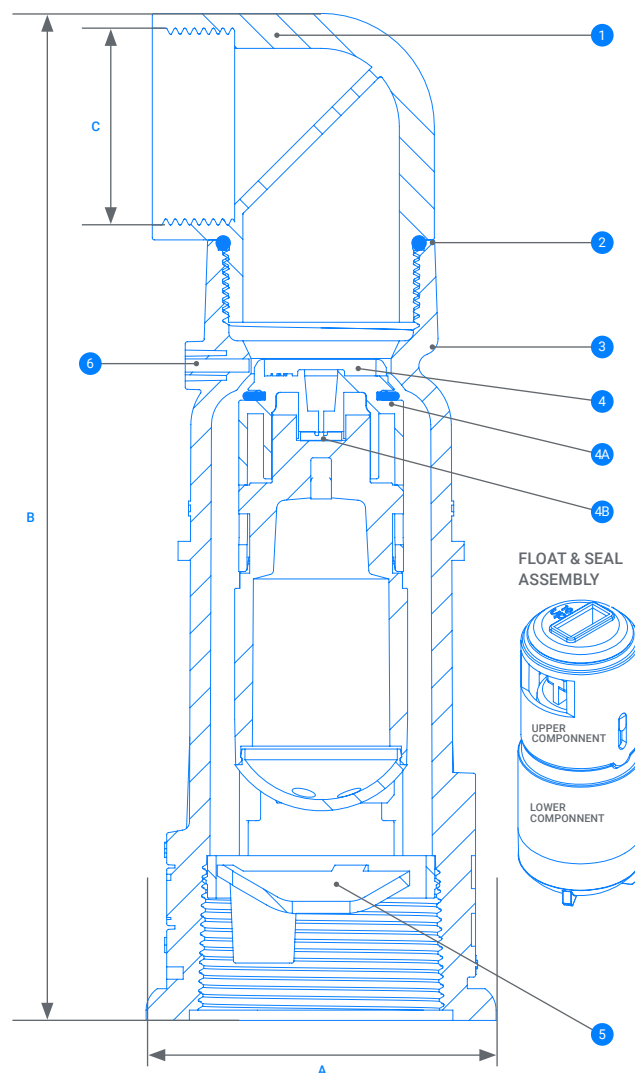
- **Working Pressure Range:** 1 - 10 bar
- **Testing pressure:** 1.5 times the maximum working pressure of the air valve
- **Working Temperature:** 60° C
- **Maximum Intermittent Temperature:** 90°C

→ TECHNICAL DIMENSIONS

MODEL	DIMENSIONS MM		CONNECTIONS	WEIGHT (KG.)		ORIFICE AREA MM ²	
	A	B		STANDARD	NS MODEL	AUTO	A/V
2"	85	245	1½" BSP FEMALE	0.4	0.5	908	11.7

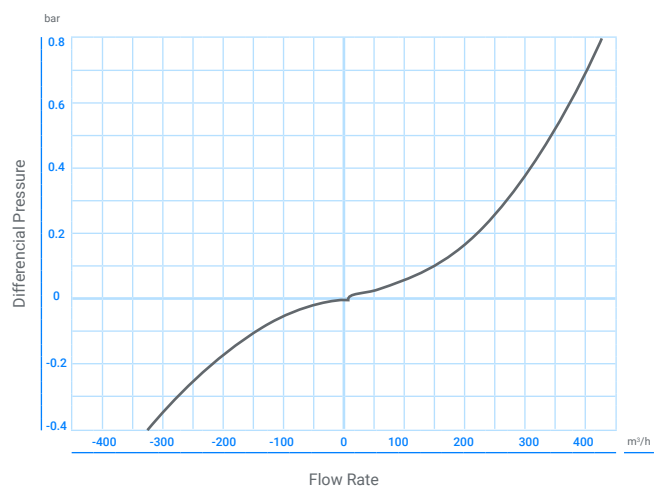
→ MATERIAL SPECIFICATIONS

#	PART NAME	MATERIAL
1	DISCHARGE OUTLET	POLYPROPYLENE
2	O-RING	BUNA-N
3	BODY	POLYPROPYLENE
4	FLOAT & SEAL ASSEMBLY	POLYPROPYLENE + ACETAL + EPDM
4A	AIR VACUUM SEAL	EPDM
4B	AIR RELEASE ROLLING SEAL	EPDM
5	FLOAT LOCK	POLYPROPYLENE
6	UPPER DRAIN OUTLET	

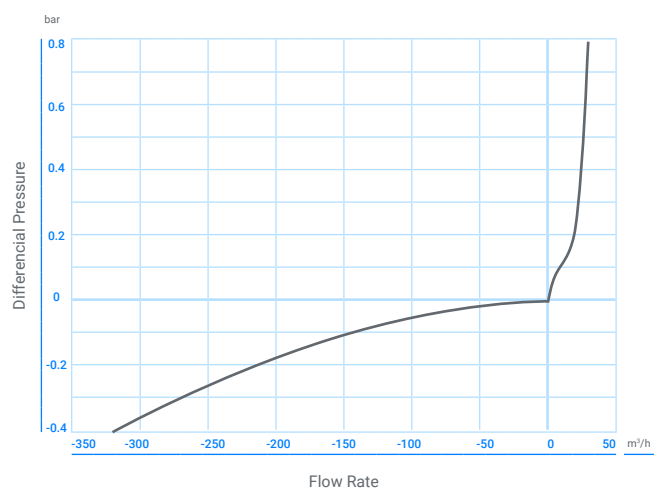


→ HEAD LOSS

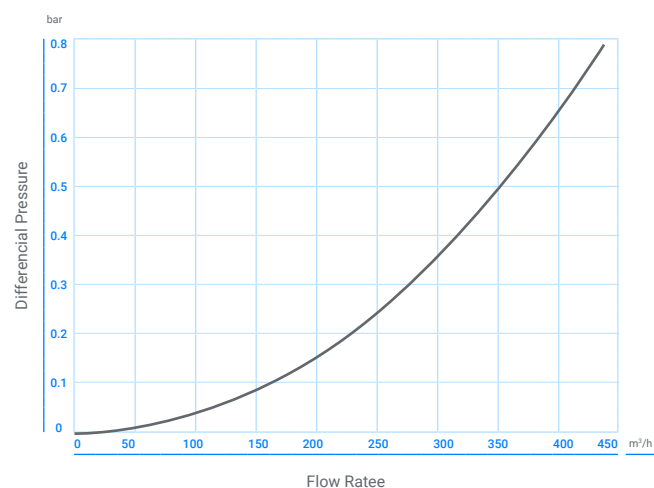
AIR & VACUUM FLOW RATE



D43 NS AIR & VACUUM FLOW RATE

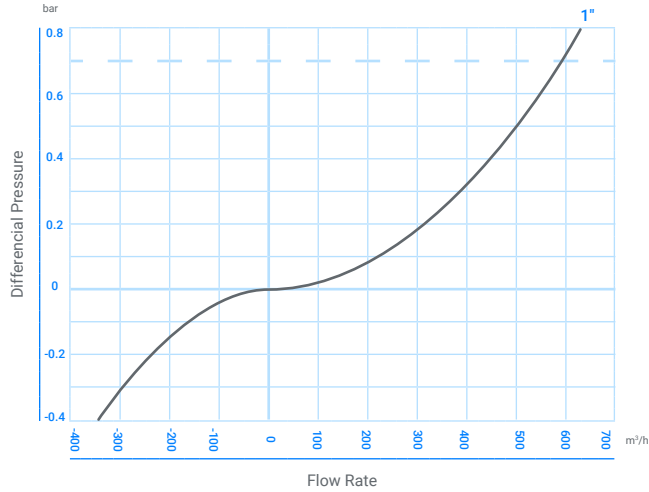


D43 V AIR & VACUUM FLOW RATE

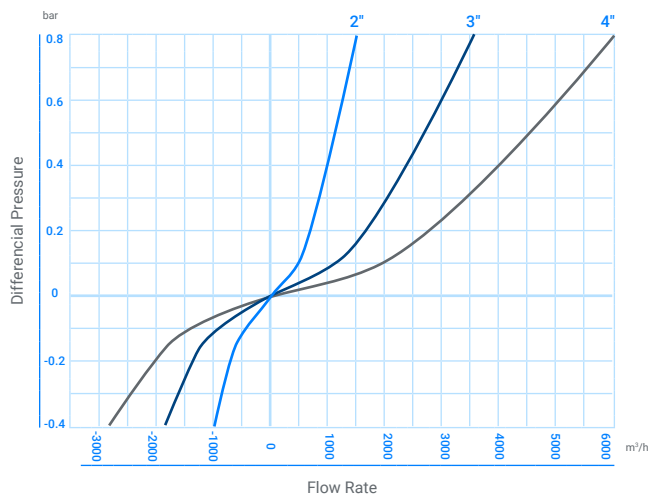
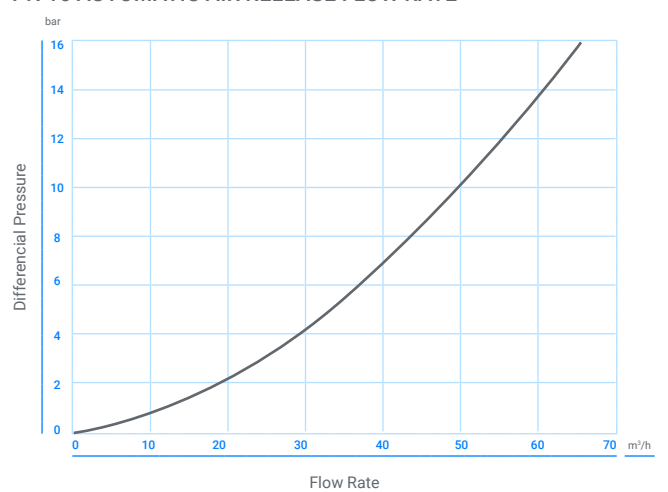


→ HEAD LOSS

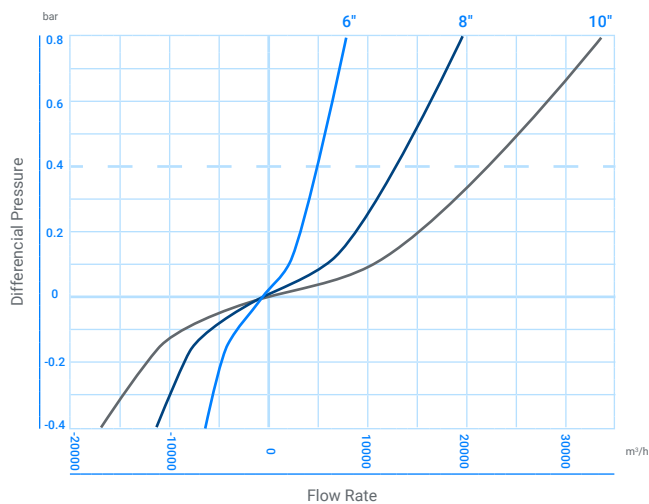
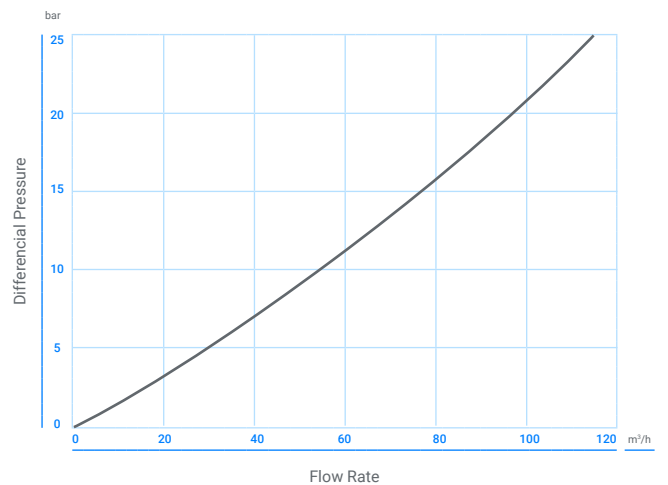
AIR & VACUUM FLOW RATE



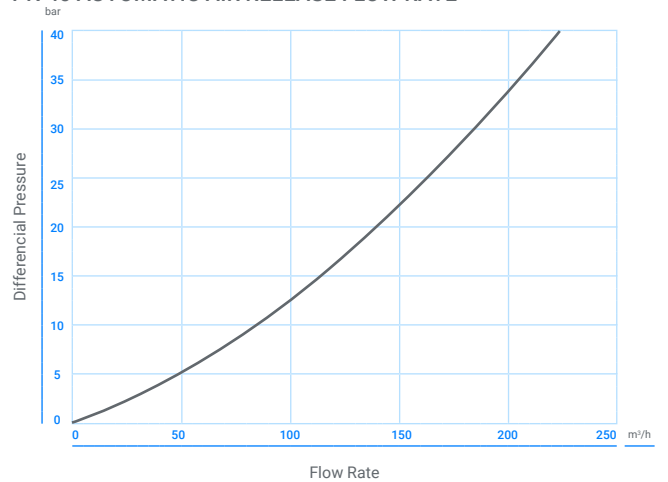
PN 16 AUTOMATIC AIR RELEASE FLOW RATE



PN 25 AUTOMATIC AIR RELEASE FLOW RATE



PN 40 AUTOMATIC AIR RELEASE FLOW RATE



--- Max recommended design air discharge

→ CATALOG NUMBERS

MODEL	DIAMETER	CONNECTION	MAX. PRESSURE	CATALOG NUMBER
D43	2"	BSP	PN10	70500-002810
		BSP	PN16	70500-002820
		BSP	PN10	70500-002825
		NPT	PN10	70500-005710
	3"	ANSI	PN10	70500-001615

D70

DYNAMIC COMBINATION AIR VALVE

A unique valve, operating without a float and utilizing the rolling diaphragm principle. This unique structure allows the dynamic air valve to discharge air from the water system in a controlled and gradual manner, thus preventing slam and local up-surges.



Reliable



Superior
Design



Easy
Maintenance

Benefits & Features

- ✓ Valve body and interior components are made from composite materials and are corrosion-resistant
- ✓ Prevents slam and reduces water surges in the air valve and the pipeline
- ✓ Prevents the intrusion of debris and contaminants into the system
- ✓ Valve is lightweight and small for easy installation; its operation simple and reliable
- ✓ Built-in connection at the outlet for surplus water drainage
- ✓ Smooth and gradual closing unaffected by water flow
- ✓ Extremely quiet closing
- ✓ Automatic air release component releases large quantities of air without becoming obstructed

Specifications & Recommendations

- **Working Pressure Range:**
0.2 - 10 bar
- **Testing Pressure:** 16 bar
- **Maximum Working Temperature:** 60°C
- **Maximum Maximum Intermittent Temperature:** 90°C

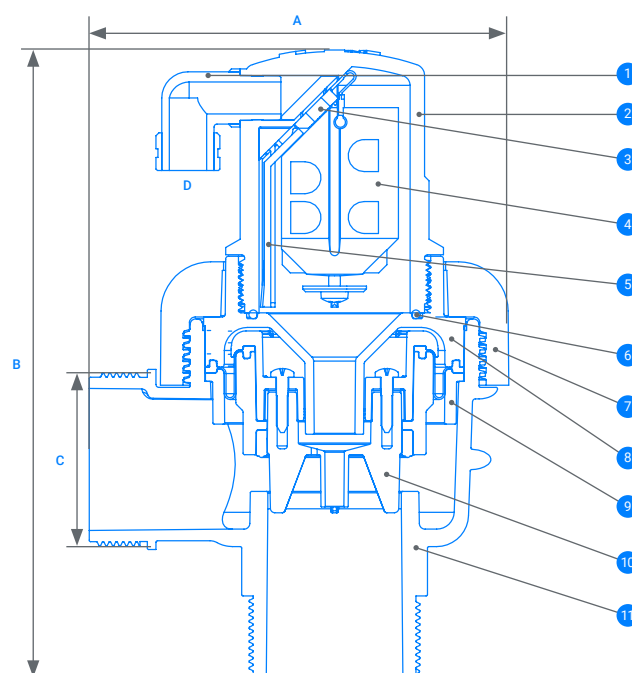
- **Optional Bug Screen**
Attached to the valve outlet, prevents the penetration of debris or insects into the air valve

→ TECHNICAL DIMENSIONS

NOMINAL SIZE	DIMENSIONS MM		CONNECTIONS MM		WEIGHT KG.	ORIFICE AREA MM ²	
	A	B	C	D		AUTO.	A/V
D70 2" (50 MM) THREADED	144	216	2" BSP MALE	3/8" BSP FEMALE	1.040	7.8	1963
D70 2" (50 MM) FLANGED	165	224	2" BSP MALE	3/8" BSP FEMALE	1.440	7.8	1963
D70 M1 3" (80 MM) THREADED	144	217	2" BSP MALE	3/8" BSP FEMALE	1.075	7.8	1963
D70 M1 3" (80 MM) FLANGED	200	228	2" BSP MALE	3/8" BSP FEMALE	1.665	7.8	1963
D70 M2 4" (100 MM) FLANGED	228	217	2" BSP MALE	3/8" BSP FEMALE	1.860	7.8	1963

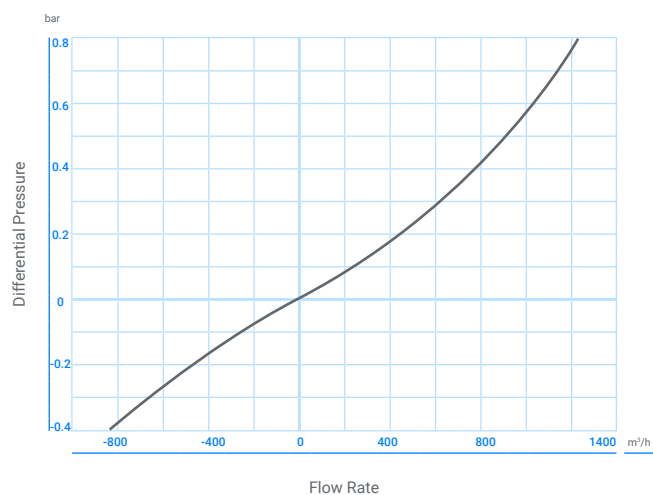
→ MATERIAL SPECIFICATIONS

#	PART NAME	MATERIAL
1	DISCHARGE OUTLET	POLYPROPYLENE
2	OPERATING VALVE BODY	REINFORCED NYLON
3	ROLLING SEAL	EPDM
4	OPERATING ASSEMBLY	FOAMED POLYPROPYLENE +ACETAL +ST ST 316
5	CLAMPING STEM	REINFORCED NYLON
6	O-RING	BUNA-N
7	LOCKING RING	REINFORCED NYLON
8	BASE ADAPTOR	REINFORCED NYLON
9	SUPPORT RING	REINFORCED NYLON
10	ROLLING DIAPHRAGM SEALING ASSEMBLY	REINFORCED NYLON + EPDM + ST ST 316 / ST ST 316 + CATAPHORETIC COATING
11	BODY	REINFORCED NYLON

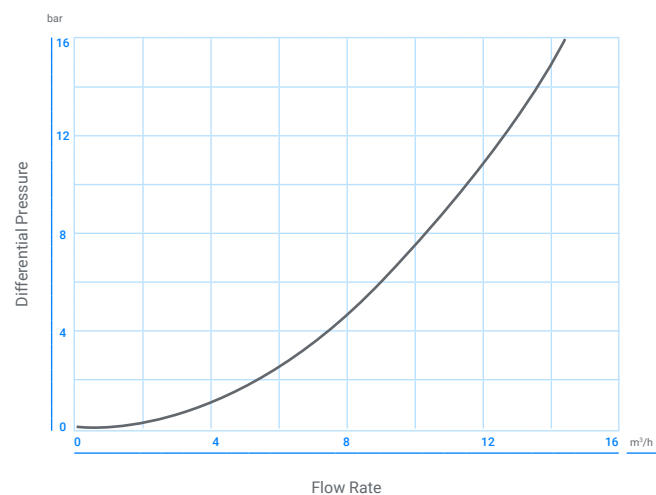


→ HEAD LOSS

AIR & VACUUM FLOW RATE



AUTOMATIC AIR RELEASE FLOW RATE



→ CATALOG NUMBERS

MODEL	DIAMETER	CONNECTION	MAX. PRESSURE	CATALOG NUMBER
D70	2"	BSP	PN10	70440-005730
		BSP	PN16	70440-005130
		NPT	PN10	70561-001735
	3"	BSP	PN10	70440-005600
		NPT	PN10	70561-001760

D70PQ

DYNAMIC COMBINATION & PRESSURE RELIEF

The D-070P-Q solution protects the pipeline from excessive pressure, eliminates bursts and water loss. It prevents up-surges by discharging initial pressure in controlled and gradual manner. It prevents the energy loss caused by air pockets, by discharging air from pressurized water lines.



Reliable



Superior
Design



Easy
Maintenance

Benefits & Features

- ✓ Valve body and interior components are made from composite materials and are corrosion-resistant
- ✓ Prevents slam and reduces water surges in the air valve and the pipeline
- ✓ Prevents the intrusion of debris and contaminants into the system
- ✓ Valve is lightweight and small for easy installation; its operation simple and reliable
- ✓ Built-in connection at the outlet for surplus water drainage
- ✓ Smooth and gradual closing unaffected by water flow
- ✓ Extremely quiet closing
- ✓ Automatic air release component releases large quantities of air without becoming obstructed

Specifications & Recommendations

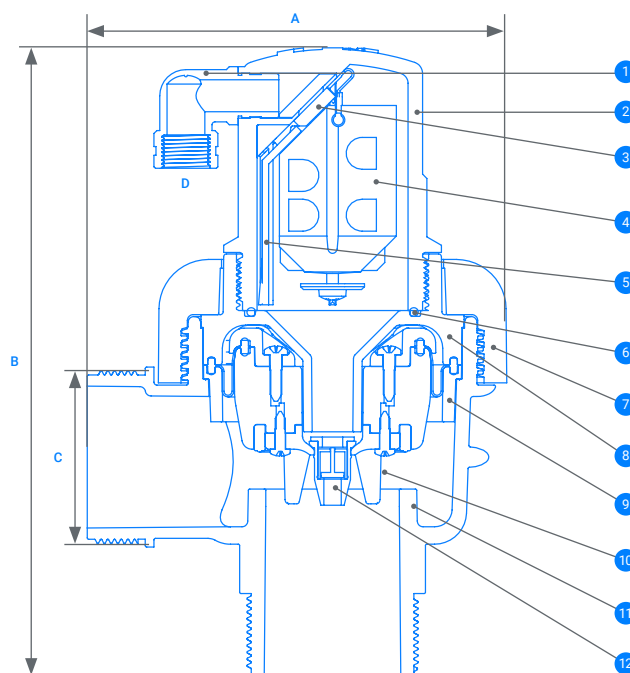
- **Working Pressure Range:** 0.2 - 16 bar
- **Testing Pressure:** 25 bar
- **Maximum Working Temperature:** 60° C
- **Maximum Intermittent Temperature:** 90° C

→ TECHNICAL DIMENSIONS

NOMINAL SIZE	DIMENSIONS MM		CONNECTIONS MM		WEIGHT KG.	ORIFICE AREA MM ²	
	A	B	C	D		AUTO.	A/V
D70-P 2" (50 MM) THREADED	144	216	2" BSP MALE	3/8" BSP FEMALE	1.040	7.8	1963
D70-P 2" (50 MM) FLANGED	165	224	2" BSP MALE	3/8" BSP FEMALE	1.440	7.8	1963
D70-P M1 3" (80 MM) THREADED	144	217	2" BSP MALE	3/8" BSP FEMALE	1.075	7.8	1963
D70-P M1 3" (80 MM) FLANGED	200	228	2" BSP MALE	3/8" BSP FEMALE	1.665	7.8	1963
D70-P M2 4" (100 MM)	228	217	2" BSP MALE	3/8" BSP FEMALE	1.860	7.8	1963

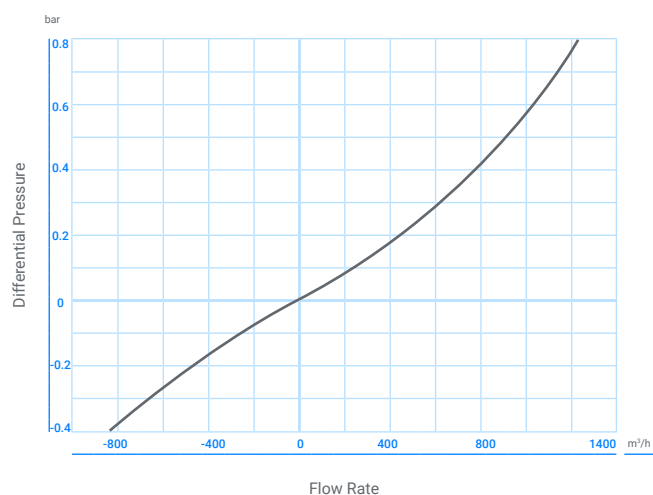
→ MATERIAL SPECIFICATIONS

#	PART NAME	MATERIAL
1	DISCHARGE OUTLET	POLYPROPYLENE
2	OPERATING VALVE BODY	REINFORCED NYLON
3	ROLLING SEAL	EPDM
4	OPERATING ASSEMBLY	FOAMED POLYPROPYLENE +ACETAL +ST ST 316
5	CLAMPING STEM	REINFORCED NYLON
6	O-RING	BUNA-N
7	LOCKING RING	REINFORCED NYLON
8	BASE ADAPTOR	REINFORCED NYLON
9	SUPPORT RING	REINFORCED NYLON
10	ROLLING DIAPHRAGM SEALING ASSEMBLY	REINFORCED NYLON + EPDM + ST ST 316 / ST ST 316 + CATAPHORETIC COATING
11	BODY	REINFORCED NYLON
12	OPTION: ONE WAY OUT	

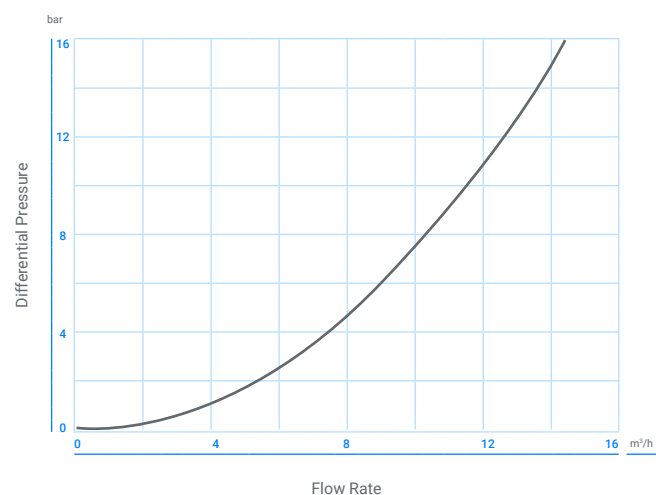


→ HEAD LOSS

AIR & VACUUM FLOW RATE



AUTOMATIC AIR RELEASE FLOW RATE



→ CATALOG NUMBERS

MODEL	DIAMETER	CONNECTION	MAX. PRESSURE	CATALOG NUMBER
D70PQ				



/ Metal Air Valves

K10 / K60

KINETIC AIR VALVE

The air & vacuum valves are designed to automatically discharge or admit large volumes of air during the filling or draining of a pipeline or piping system. This valve will open to relieve negative pressures valve at pump shut-off and at water column separation.



K10

K60



Reliable



Superior
Design



Easy
Maintenance

Benefits & Features

K10

- ✓ Reliable operation reduces water hammer incidents
- ✓ Dynamic design allows for high capacity air discharge while preventing premature closure
- ✓ Lightweight, small dimensions, simple and reliable structure
- ✓ **Special orifice seat design:** combination of bronze and E.P.D.M. rubber assures long-term maintenance-free operation
- ✓ The discharge outlet enables attachment of a vent/drain pipe (2" - 8")

K60

- ✓ All main flow cross-sections are equal or greater than the nominal port area
- ✓ Aerodynamic design enables high flow rates of air both at intake and at discharge
- ✓ Reliable operation reduces water hammer incidents
- ✓ Dynamic design allows for high capacity air discharge while preventing premature closure
- ✓ **Special orifice seat design:** bronze and E.P.D.M. rubber, assures long-term maintenance-free operation
- ✓ Screen protected outlet
- ✓ The upper screen is protected with a protective cover
- ✓ FBE coating, both interior & exterior, according to the international standard DIN 30677-2

Specifications & Recommendations

- **Working Pressure Range:** K10: 0.2 - 100 bar / K60: 0.2 - 16 bar
- **Testing Pressure:** 1.5 times the maximum working pressure of the air valve
- **Maximum Working Temperature:** 60° C
- **Maximum Intermittent Temperature:** 90°C

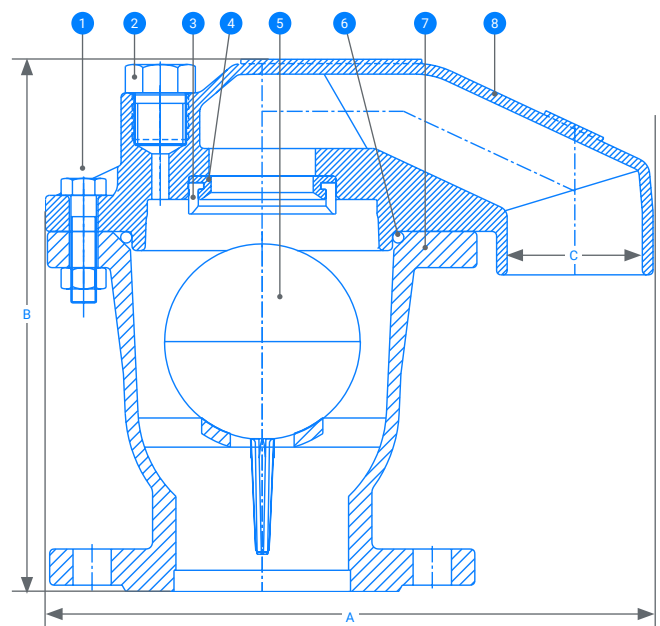
→ TECHNICAL DIMENSIONS K10

NOMINAL SIZE	DIMENSIONS MM		CONNECTION	WEIGHT KG.	ORIFICE AREA MM ²
	A	B	C		
2" (50 MM) THREADED	149	217	1½" BSP FEMALE	4.0	794
2" (50 MM) FLANGED	149	229	1½" BSP FEMALE	6.1	794
3" (80 MM) THREADED	160	266	2" BSP FEMALE	9.6	1809
3" (80 MM) FLANGED	160	264	2" BSP FEMALE	12.6	1809

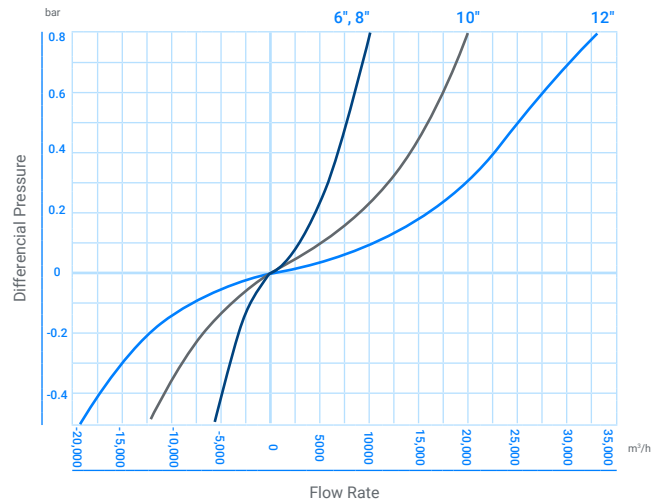
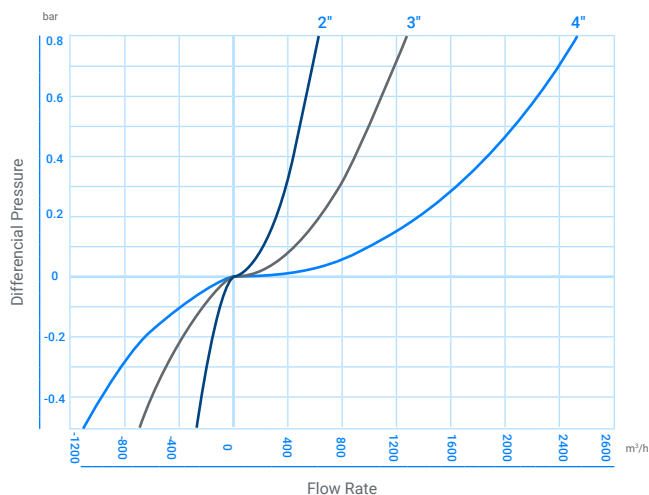
NOMINAL SIZE	DIMENSIONS MM		CONNECTION C		WEIGHT KG.	ORIFICE AREA MM ²
	A	B	INTERNAL	EXTENAL		
4" (100 MM)	342	285	80	96	27	3317
6" (150 MM)	400	334	90	124	43	7850
8" (200 MM)	553	530	124	140	116	17671
10" (250 MM)	463	642	NA	NA	149	31415
12" (300 MM)	586	789	NA	NA	163	49087

→ MATERIAL SPECIFICATIONS K10

#	PART NAME	MATERIAL
1	BOLT, NUT & WASHER	STEEL ZINC COBALT PLATED
2	PLUG	BRASS ASTM B124
3	ORIFICE SEAL	EPDM
4	ORIFICE SEAT	BRONZE ASTM B-62 B271 C83600
5	FLOAT	POLYCARBONATE / STIANLESS STEEL
6	O-RING	BUNA-N
7	BODY 16, 25, 40 BAR	DUCTILE IRON ASTM A-536-60-40-18
	40, 64, 100 BAR	CAST STEEL ASTM A-216 WCB
8	COVER 16, 25, 50 BAR	DUCTILE IRON ASTM A-536-60-40-18
	40, 64, 100 BAR	2", 3", 4" CAST STEEL DIN ST. 37
		6" 8" CAST STEEL A148-115-95
	*SCREEN COVEF 10"-12"	POLYETHYLENE
		CAST IRON ASTM A-28 CL35B
		DUCTILE IRON ASTM A-536-60-40-18



→ HEAD LOSS K10

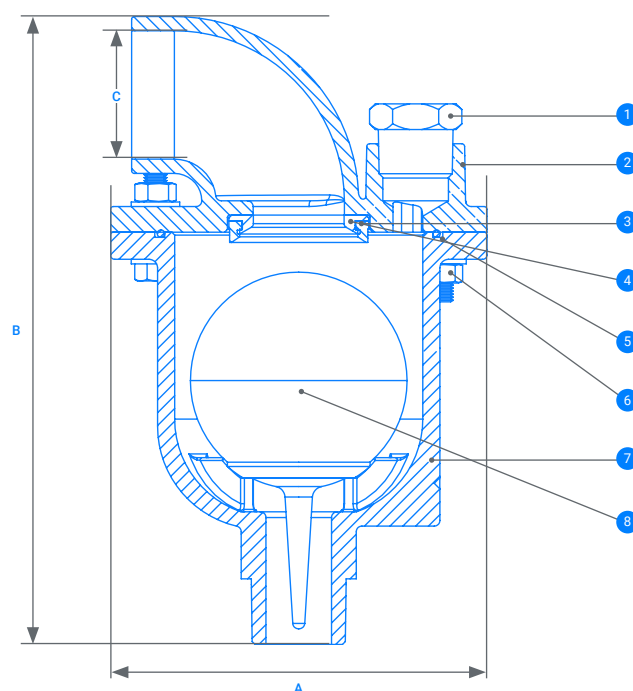


→ TECHNICAL DIMENSIONS K60

NOMINAL SIZE	DIMENSIONS MM		CONNECTION	WEIGHT KG.	ORIFICE AREA MM ²
	A	B	C		
1" (25 MM) THREADED	132	220	1½" FEMALE	3.8	506.7
1" (25 MM) FLANGED	132	220	1½" FEMALE	4.8	506.7
2" (50 MM) THREADED	185	231	NA	9.7 - 10	1960
2" (50 MM) FLANGED	185	218	NA	9.7 - 10	1960
3" (80 MM)	219	286	NA	17 - 18	5030
4" (100 MM)	262	346	NA	25.5 - 27	7850
6" (200 MM)	375	507	NA	72.5 - 77	17662
8" (200 MM)	463	641	NA	107.7 - 116	31400
10" (300 MM)	586	788	NA	231.7 - 244	49087

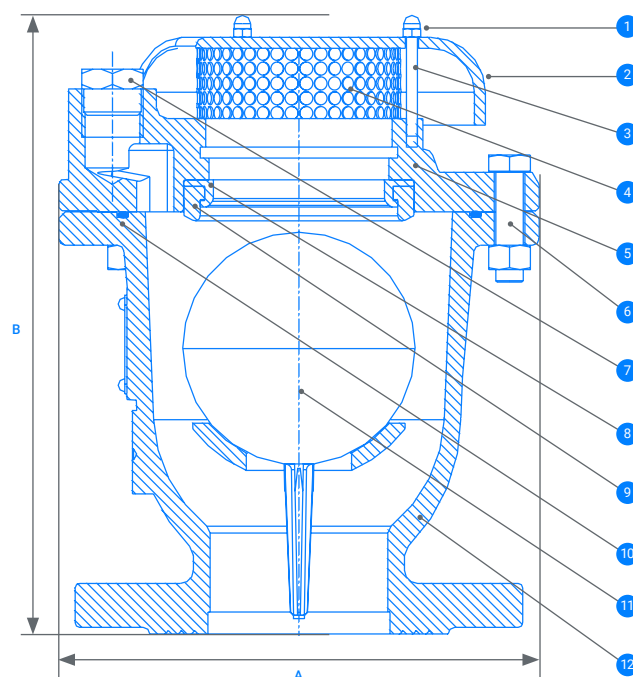
→ MATERIAL SPECIFICATIONS K60 1"

#	PART NAME	MATERIAL
1	PLUG	BRASS
2	COVER	DUCTILE IRON
3	ORIFICE SEAT	BRONZE
4	ORIFICE SEAL	EPDM
5	O-RING	BUNA-N
6	BOLT, NUT & WASHER	STEEL, ZINC COBALT PLATED
7	BODY	DUCTILE IRON
8	FLOAT	POLYCARBONATE / STAINLESS STEEL 304

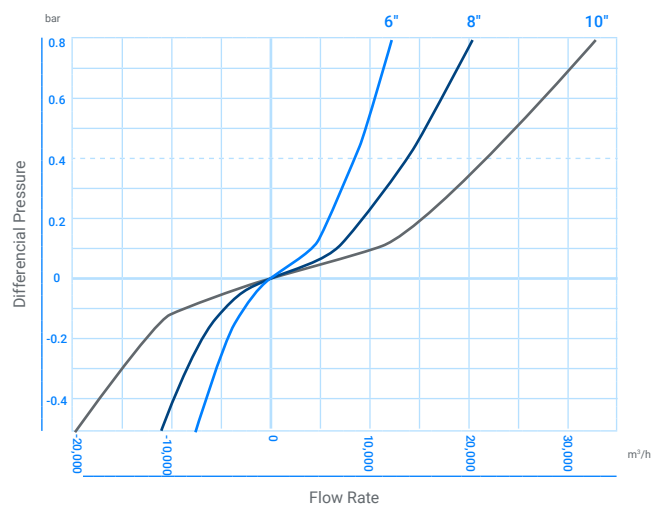
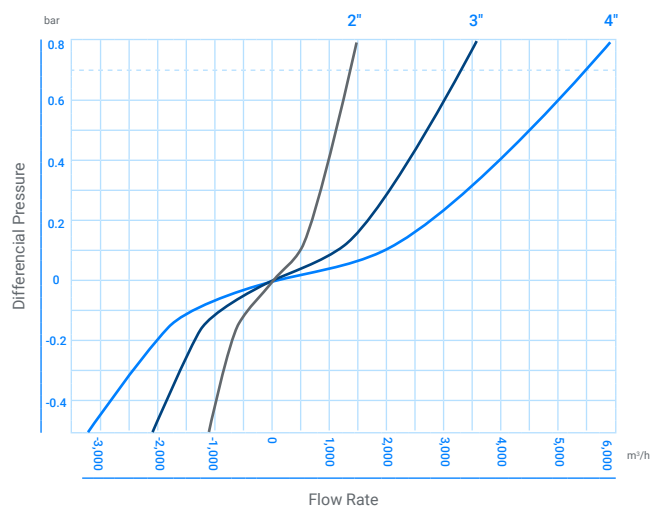
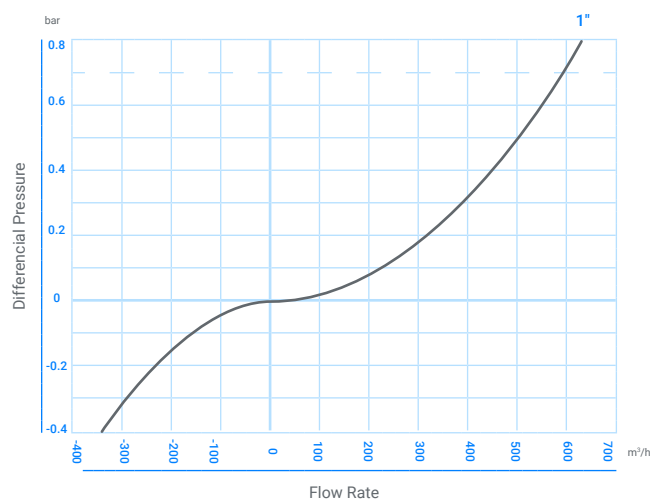


→ MATERIAL SPECIFICATIONS K60 2"-10"

#	PART NAME	MATERIAL
1	DOMED NUT & WASHER	STAINLESS STEEL 304
2	SCREEN COVER 2"-4"	DUCTILE IRON
	6"-10"	POLYETHYLENE / SPHERO NODULAR
3	THREADED ROD	STAINLESS STEEL 304
4	SCREEN	STAINLESS STEEL 304
5	COVER	DUCTILE IRON
6	BOLT, NUT & WASHER	STEEL, ZINC COBALT COATED
7	PLUG	BRASS
8	ORIFICE SEAT	BRONZE
9	ORIFICE SEAL	EPDM
10	O-RING	BUNA-N
11	FLOAT PN16, PN25	POLYCARBONATE / STAINLESS STEEL 304
	PN 40 2"-4"	POLYCARBONATE / STAINLESS STEEL 304
	PN 40 6"-10"	STAINLESS STEEL
12	BODY	DUCTILE IRON



→ HEAD LOSS K60



→ CATALOG NUMBERS

MODEL	DIAMETER	CONNECTION	MATERIAL	CATALOG NUMBER
K10	2"	NPT	SST	70561-001290
K60	2"	NPT	SST	70561-000040

S15

AUTOMATIC AIR VALVE

The automatic air release valves release accumulated air from the system while it is under pressure. The presence of air in a water system can reduce the effective cross sectional flow area resulting in increased head loss and decreased flow. Unwanted air may also cause water hammer and metering inaccuracies, while hastening corrosion.



Reliable



Superior
Design



Easy
Maintenance

/ Benefits & Features

- ✓ All operating parts are made of specially selected corrosion-resistant materials
- ✓ **Unique rolling seal mechanism:**
 - Dramatically reduces the possibility of obstruction by debris
 - One size orifice for a wide pressure range up to 64 bar
 - Self-cleaning
 - Lightweight, small dimensions, simple and reliable structure

/ Specifications & Recommendations

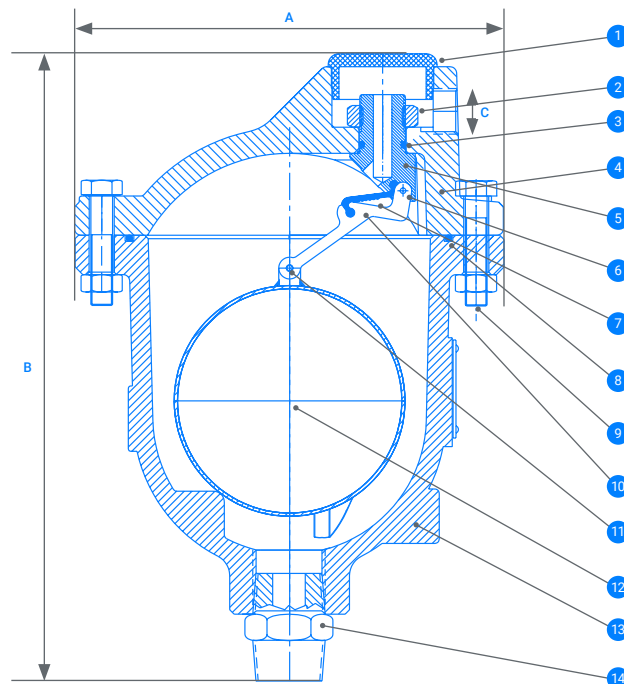
- **Working Pressure Range:** 0.2 - 64 bar
- **Testing Pressure:** 1.5 times the maximum working pressure of the air valve
- **Maximum Working Temperature:** 60° C
- **Maximum Intermittent Temperature:** 90°C

→ TECHNICAL DIMENSIONS

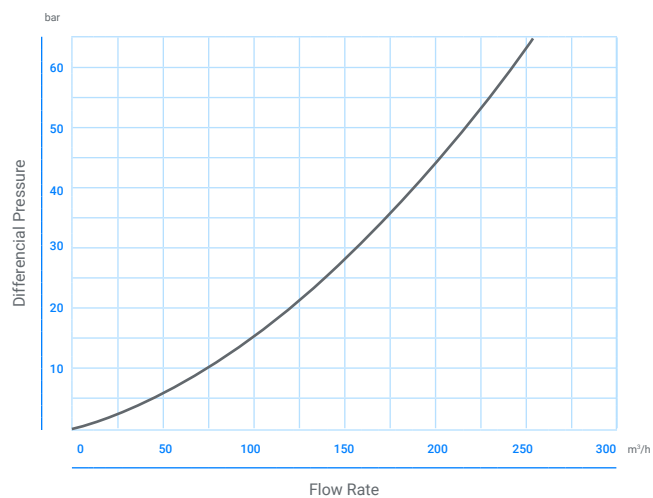
DIMENSIONS MM		CONNECTION	WEIGHT KG.	ORIFICE AREA MM ²
A	B	C		
197	295	1½" BSP FEMALE	13	15

→ MATERIAL SPECIFICATIONS

#	PART NAME	MATERIAL
1	ORIFICE COVER	POLYPROPYLENE
2	NUT	BRASS
3	O-RING	BUNA-N
4	COVER	CAST STEEL
5	ORIFICE	REINFORCED NYLON
6	ROLLPIN	STAINLESS STEEL 304
7	ROLLING SWAL	EPDM
8	O-RING	BUNA-N
9	BOLT AND NUT	STEEL ZINC COBALT PLATED
10	LEVER	REINFORCED NYLON
11	ROLLPIN	STAINLESS STEEL 304
12	FLOAT	POLYCARBONATE / STAINLESS STEEL SAE 316L
13	BODY	CAST STEEL
14	ADAPTER	BRASS



→ HEAD LOSS



→ CATALOG NUMBERS

MODEL	DIAMETER	CONNECTION	MATERIAL	CATALOG NUMBER
S16	1"	NPT	SST	70561-003714

NAVmc

COMBINATION AIR VALVE

The valve allows discharge of trapped air while the system is being filled with liquid. The valve will remain open, even at very high air flow velocity until the liquid has reached the float and lifted it to its closed position.



Reliable



Superior
Design



Easy
Maintenance

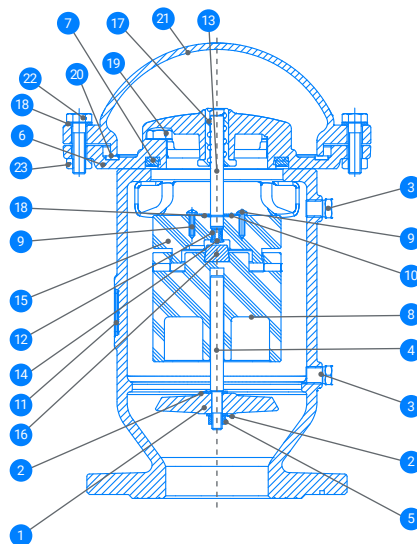
/ Benefits & Features

- **Reliable** Leak-proof sealing at all conditions, including low system pressure
- **Superior design** The aerodynamic design of the float provides air flow at a very high velocity.
- **Easy maintenance** The valve design contains a very limited number of parts, allowing easy dismantling for maintenance

/ Specifications & Recommendations

- **Nominal sizes:** 2" / 50mm to 10" / 250mm, 3" / 80mm to 12" / 300mm
- **Pressure rating:** PN16 (250 psi), PN25 (350 psi) and PN40 (580 psi)
- **Minimal pressure for drip-tight sealing:** 0.1 bar
- **Temp. Range Operating:** 0-60°C / 32-140°F, Storage: -10-70°C / 15-160°F

→ MATERIAL SPECIFICATION

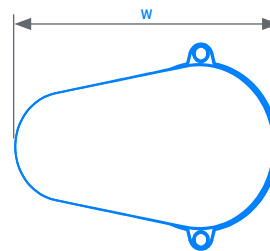
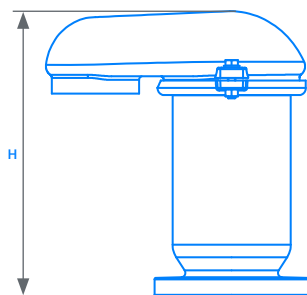


#	PART NAME	MATERIAL	OPTIONAL
1	BODY	D.I.	STEEL A-216 WCB, SST CF8M, NI ALUMINIUM BRONZE, S.DUPLEX
2	WASHER	SST	SST 316, S.DUPLEX
3	PLUG	BRS	SST 316, S.DUPLEX
4	BOTTOM GUIDING SHAFT	SST	SST 316, S.DUPLEX
5	NUT	SST	SST 316, S.DUPLEX
6	PLATE	D.I.	STEEL A-216 WCB, SST CF8M, NI ALUMINIUM BRONZE, S.DUPLEX
7	SEAL	EPDM	NBR, VITON
8	FLOAT BODY	PE-H.D.	
9	BOLT	SST	SST 316, S.DUPLEX
10	DISC	SST	SST 316, S.DUPLEX
11	I.D. PLATE	AL	SST 316
12	O-RING 2-009	NBR	EPDM, VITON
13	TOP GUIDING SHAFT	SST	SST 316, S.DUPLEX
14	NOZZLE	SST	SST 316, S.DUPLEX
15	FLOAT COVER	PE-H.D.	
16	NOZZLE SEAL	EPDM	NBR, VITON
17	GUIDING INSERT	POM	
18	WASHER	SST	SST 316, S.DUPLEX
19	BOLT	SST	SST 316, S.DUPLEX
20	COVER SEAL	EPDM	NBR, VITON
21	COVER	D.I.	STEEL A-216 WCB, SST CF8M, NI ALUMINIUM BRONZE, S.DUPLEX
22	BOLT	SST	SST 316, S.DUPLEX
23	NUT	SST	SST 316, S.DUPLEX

→ TECHNICAL DIMENSIONS HIGH CAPACITY

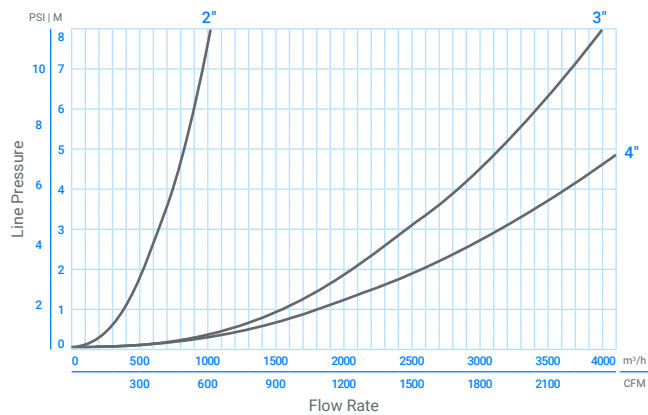
NOM. DIAMETER		HEIGHT - H		WIDTH - W		D-KINETIC ORIFICE AREA		APPROX. SHIPPING WEIGHT	
INCH	MM	INCH	MM	INCH	MM	INCH ²	MM ²	KG	LBS
2	50	10.7	273.5	9.2	236	3.0	1960	11	24.2
3	80	14	355	12.8	326	7.7	5000	18	39.6
4	100	15.5	395	15.4	393	12.2	7855	30	66.1
6	150	19.1	586.5	24.4	621	27.4	17670	60	132.2
8	200	22.3	567	19.8	503	48.7	31415	100	220.5
10	250	29.6	752	27.8	707.5	76	49090	200	441

Connections: ISO, ANSI, BS, JIS flanges, BSP, NPT threads (50mm valves only)

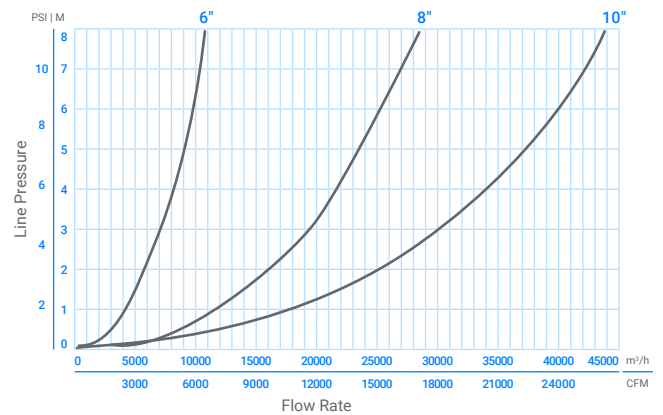


→ HEAD LOSS

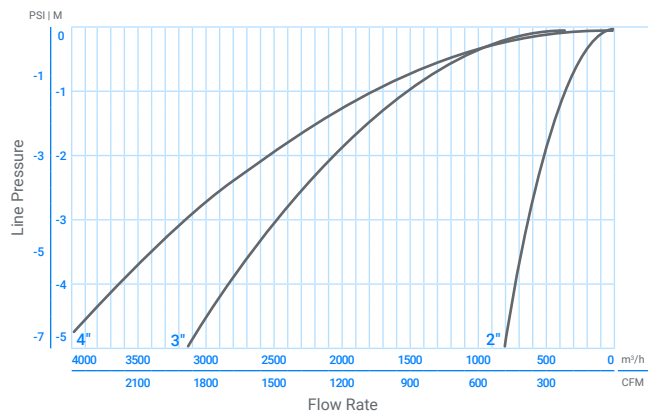
DISCHARGE DATA (FREE AIR FLOW) - 2", 3", 4"



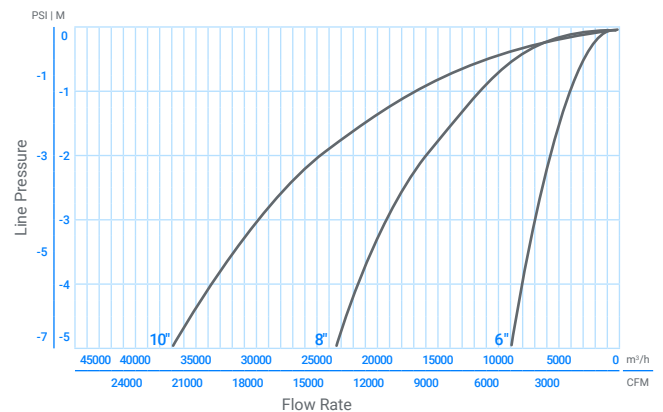
DISCHARGE DATA (FREE AIR FLOW) 6", 8", 10"



INFLOW DATA (FREE AIR FLOW) 2", 3", 4"

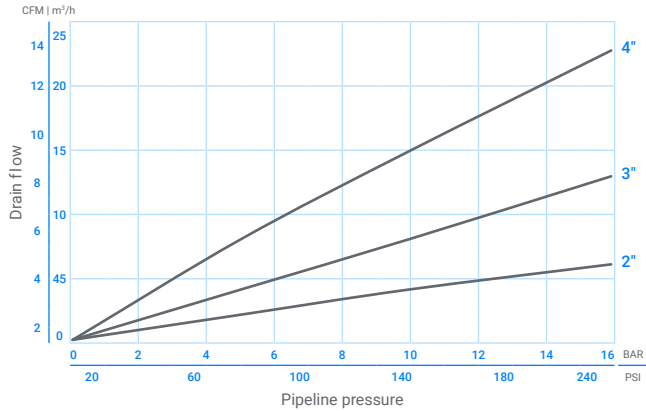


INFLOW DATA (FREE AIR FLOW) 6", 8", 10"

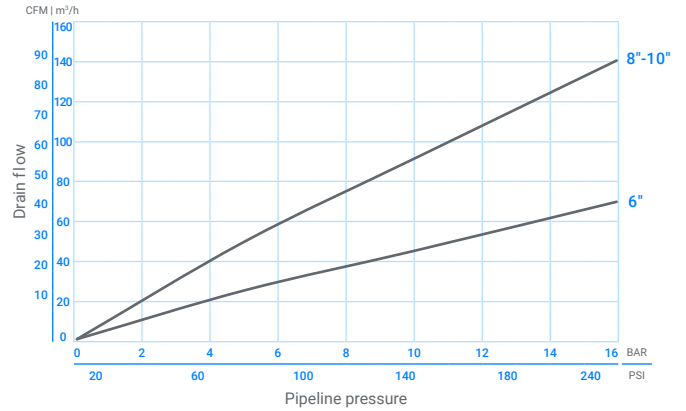


→ HEAD LOSS SMALL-ORIFICE ('AUTOMATIC') DISCHARGE FLOW

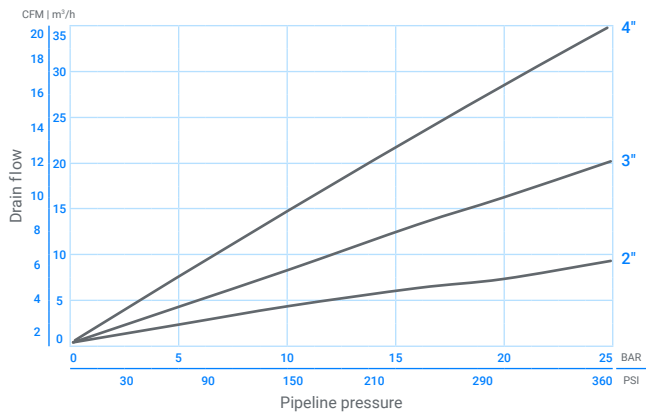
SMALL ORIFICE DISCHARGE PN16 - 2", 3", 4"



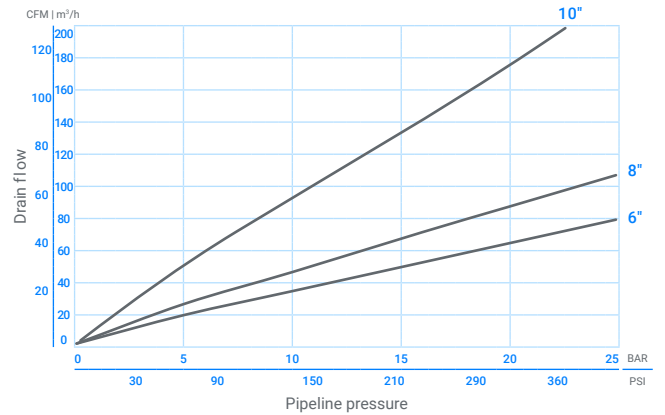
SMALL ORIFICE DISCHARGE PN16 - 6", 8", 10"



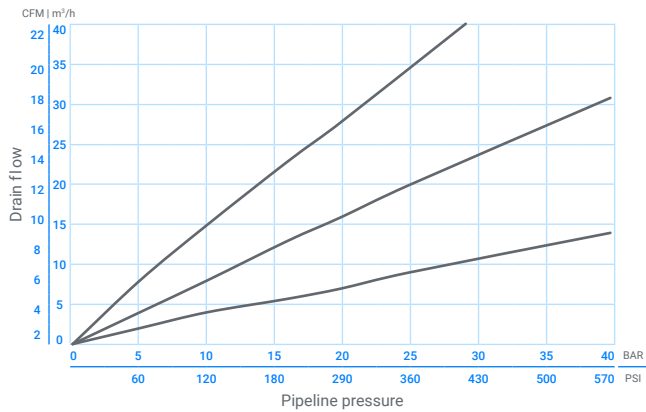
SMALL ORIFICE DISCHARGE PN16 - 2", 3", 4"



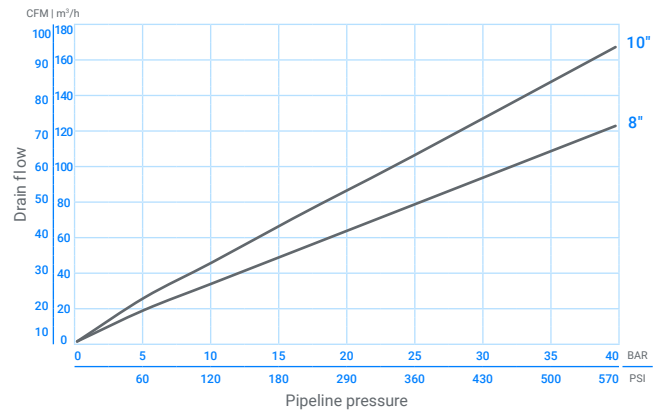
SMALL ORIFICE DISCHARGE PN25 - 6", 8", 10"



SMALL ORIFICE DISCHARGE PN40 - 2", 3", 4", 6"



SMALL ORIFICE DISCHARGE PN40 - 8", 10"



→ CATALOG NUMBERS

MODEL	DIAMETER	CONNECTION	MAX. PRESSURE	CATALOG NUMBER
DAV MH, MS	2"	ISO16	PN16	71600-012915
		BSP	PN16	71680-020920
		AN30	PN16	71680-020929
	3"R	ISO16	PN16	71600-012920
	3"	ISO16	PN16	71600-012919
		ABNT	PN16	71680-020935
	4"	ISO16	PN16	71680-020380
	6"	ISO16	PN16	71680-040300

D43 / D46

COMBINATION AIR VALVE

Combines both an air release valve and an air & vacuum valve features. The air release component is designed to automatically release small pockets of air to the atmosphere as they accumulate along a pipeline or piping system when it is full and operating under pressure.



Reliable



Superior
Design



Easy
Maintenance

Benefits & Features

- ✓ Reliable operation reduces water hammer incidents
- ✓ Dynamic design allows for high capacity air discharge while preventing premature closure
- ✓ Lightweight, small dimensions, simple and reliable structure
- ✓ Unique one-piece body lessens the chance of leaks and vandalism
- ✓ The discharge outlet enables the connection of a vent pipe

Minimum down-time for maintenance:

- 2" - 3" - all operating parts are consolidated into one replaceable cartridge
- 4" - 6" - air release component can be maintained without dismantling the air valve

The large size of the automatic air release orifice relative to the air valve body:

- Releases air at high flow rates. Lessens the danger of its obstruction by debris
- Enables the usage of the rolling seal, making it less sensitive to pressure differential than a direct float seal

Specifications & Recommendations

- **Working Pressure Range:** D43: 2" - 0.1 - 10 bar, 3" - 6" - 0.1 - 16 bar / D46: 0.1 - 16 bar
- **Testing Pressure:** D43: 1.5 times the working pressure of the air valve / D46: 25 bar
- **Maximum Working Temperature:** 60° C
- **Maximum Intermittent Temperature:** 90° C

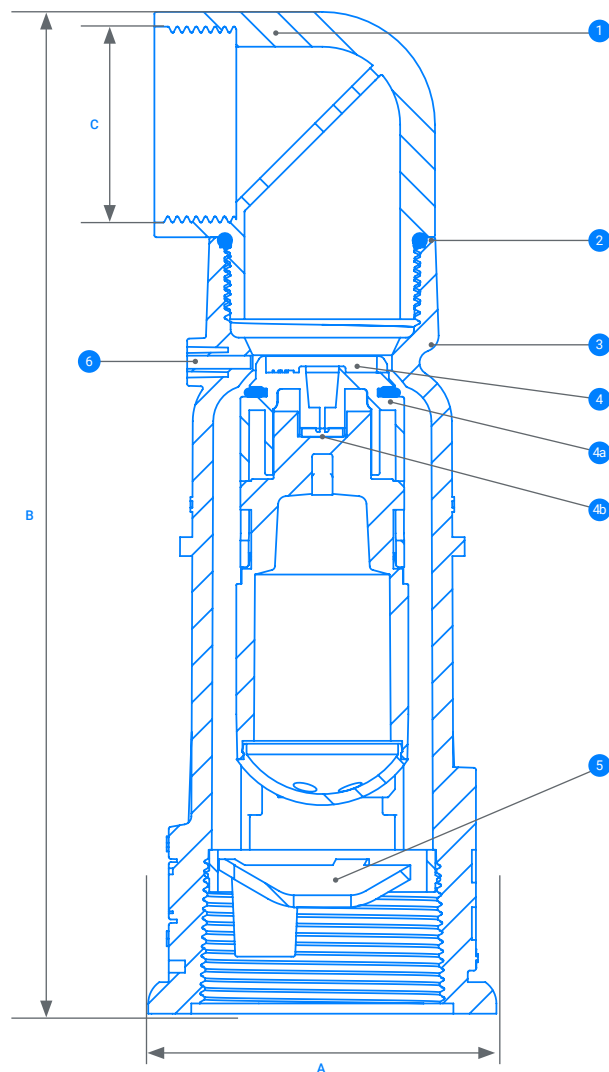
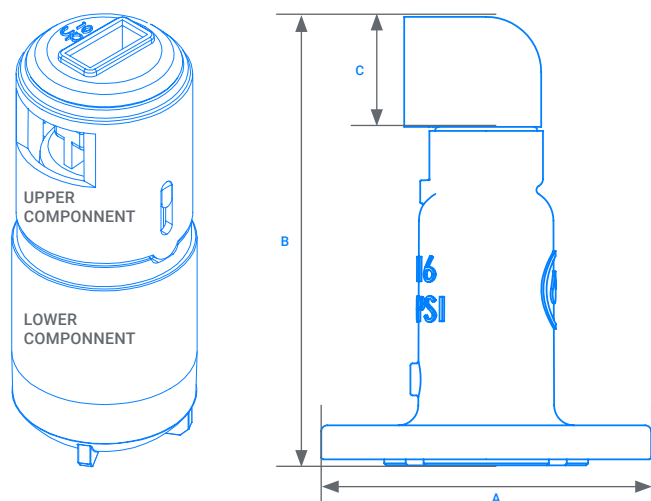
→ TECHNICAL DIMENSIONS D43 2"

MODEL	DIMENSIONS MM		CONNECTION	WEIGHT (KG.)		ORIFICE AREA MM ²	
	A	B		STANDARD	NS MODEL	A/V	AUTO.
2" (50 MM) NYLON THRD.	85	245	1½" BSP FEM.	0.4	0.5	908	11.7
2" (50 MM) D.I THRD.	85	245	1½" BSP FEM.	1.7	1.8	908	11.7
2" (50 MM) D.I FLANGED	165	222	1½" BSP FEM.	3.9	4	908	11.7
2" (50 MM) S.S THRD.	85	245	1½" BSP FEM.	1.8	1.9	908	11.7

→ MATERIAL SPECIFICATIONS D43 2"

#	PART NAME	MATERIAL
1	DISCHARGE OUTLET	POLYPROPYLENE
2	O-RING	BUNA-N
3	BODY	REINFORCED NYLON
		DUCTILE IRON
		STAINLESS STEEL 316
4	FLOAT & SEAL ASSEMBLY	POLYPROPYLENE + ACETAL + EPDM
4A	AIR VACUUM SEAL	EPDM
4B	AIR RELEASE ROLLING SEAL	EPDM
5	FLOAT LOCK	POLYPROPYLENE
6	UPPER DRAIN OUTLET	

FLOAT & SEAL ASSEMBLY



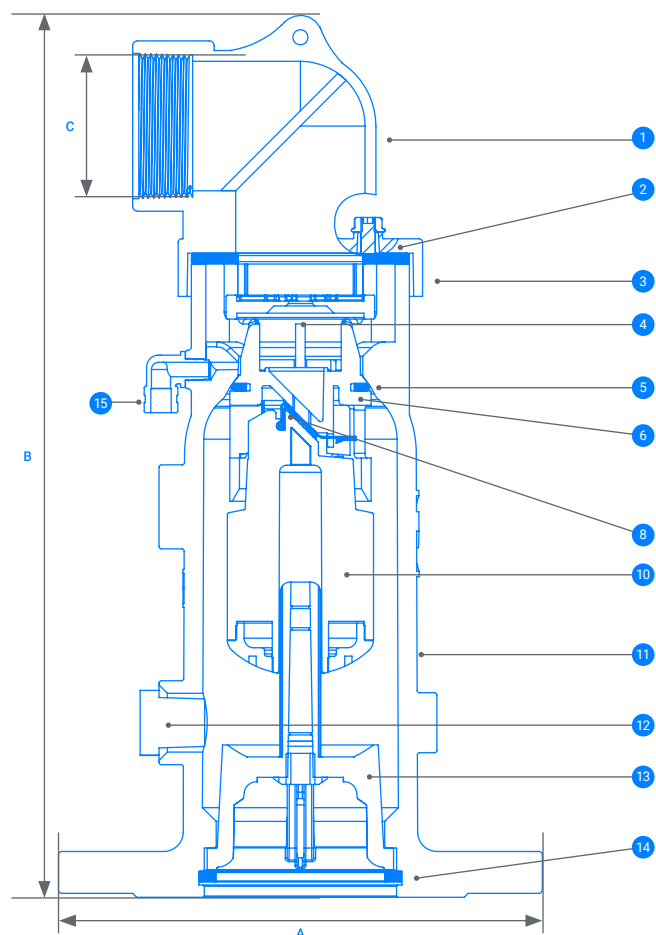
→ TECHNICAL DIMENSIONS D43 3"-6", D46

MODEL		DIMENSIONS MM		CONNECTION	WEIGHT (KG.)	ORIFICE AREA MM ²	
		A	B	C		A/V	AUTO.
D43	3" (80 MM)	200	336	2" BSP FEM.	8.4	1963	13.8
	4" (100 MM)	220	467	3" BSP FEM.	14.0	5027	13.8
	6" (150 MM)	285	537	4" BSP FEM.	22.	7854	13.8
D46	2" (50 MM)	165	336	2" BSP FEM.	7.3	1963	13.8
	3" (80 MM)	200	467	3" BSP FEM.	13.0	5027	13.8
	4" (100 MM)	220	537	4" BSP FEM.	18.2	7854	13.8

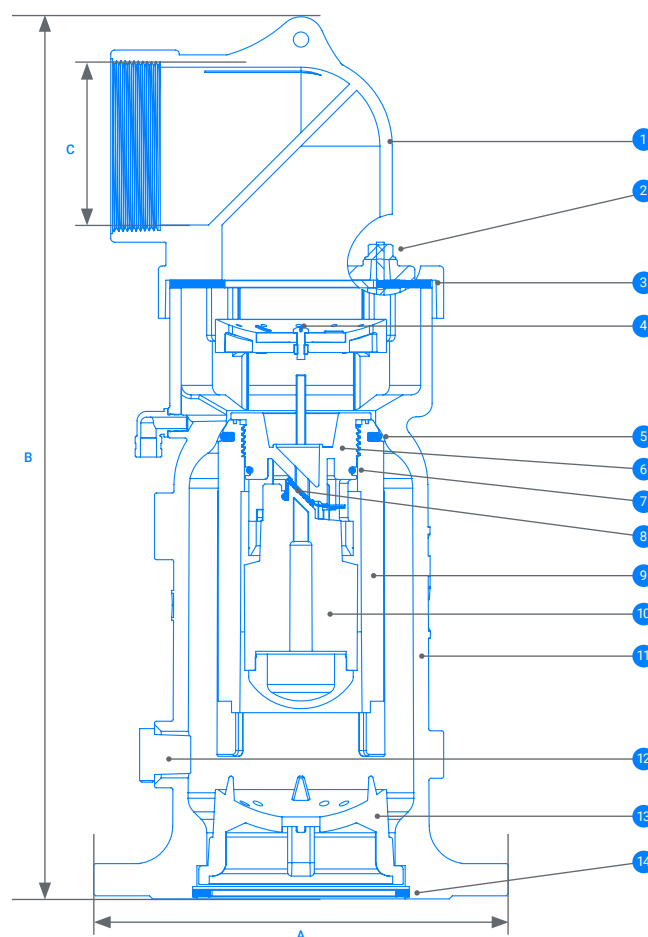
→ MATERIAL SPECIFICATIONS D43 3"-6", D46

#	PART NAME	MATERIAL
1	DISCHARGE OUTLET	POLYPROPYLENE
2	THREADED ROD	STAINLESS STEEL 304
3	DISCHARGE OUTLET SEAL	BUNA-N
4	NS DISC (OPTIONAL)	REINFORCED NYLON
5	AIR & VACUUM SEAL	EPDM
6	AUTOMATIC FLOAT COVER	ACETAL
7	O-RING	EPDM
8	ROLLING SEAL	EPDM
9	AIR & VACUUM FLOAT	REINFORCED POLYPROPYLENE D43 4", D46 3"
		POLYPROPYLENE D43 6", D46 4"
10	AUTOMATIC FLOAT	POLYPROPYLENE
11	BODY	DUCTILE IRON
12	PRESSURE RELEASE PLUG	STAINLESS STEEL 316
13	FLOAT LOCK	ACETAL
14	SNAP RING	REINFORCED NYLON
15	DRAIN OUTLET	POLYPROPYLENE

D43 3", D46 2"

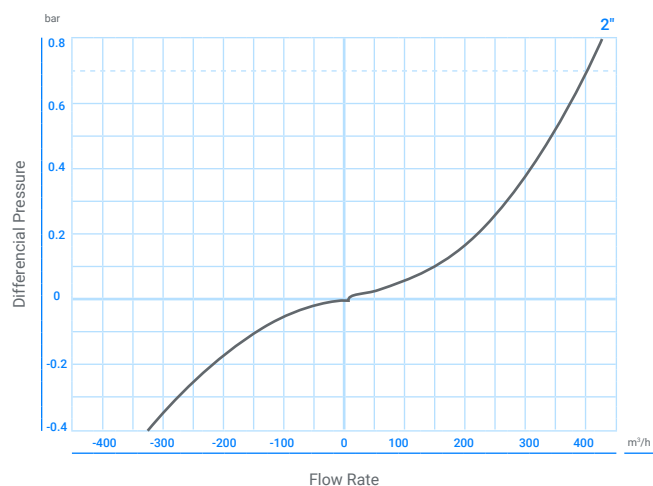


D43 4", 6", D46 3", 4"

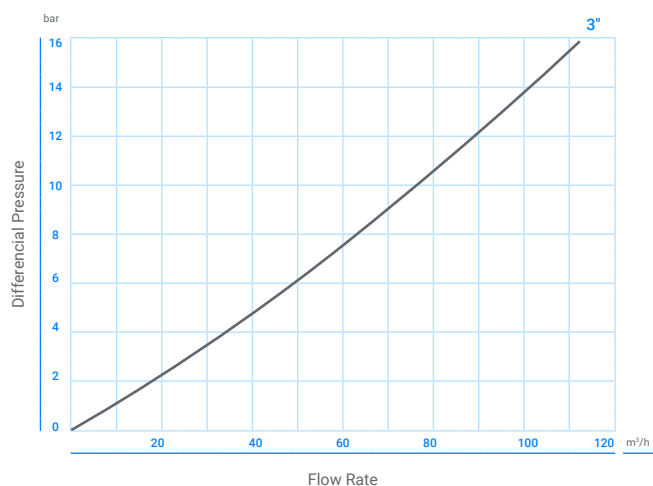


→ HEAD LOSS D43

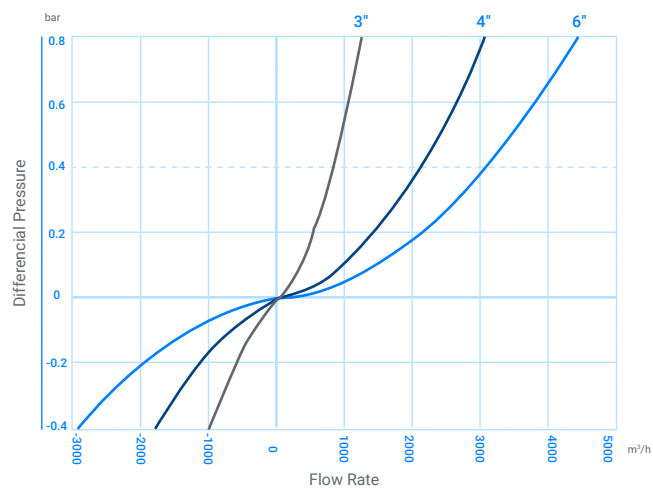
AIR & VACUUM FLOW RATE 2"



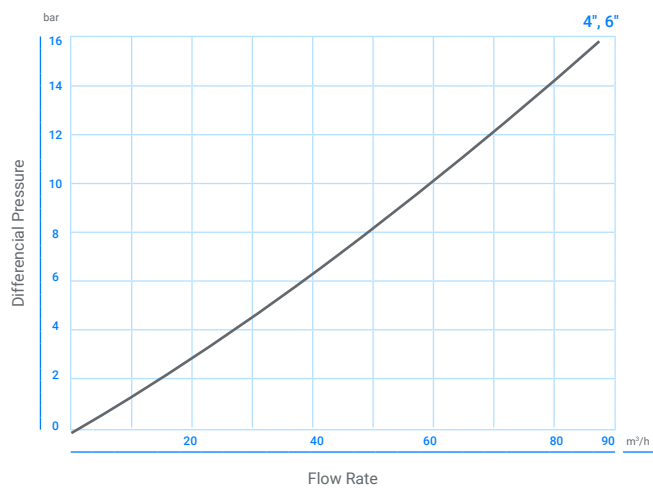
PN 16 AUTOMATIC AIR RELEASE FLOW RATE 3"



AIR & VACUUM FLOW RATE 3", 4", 6"



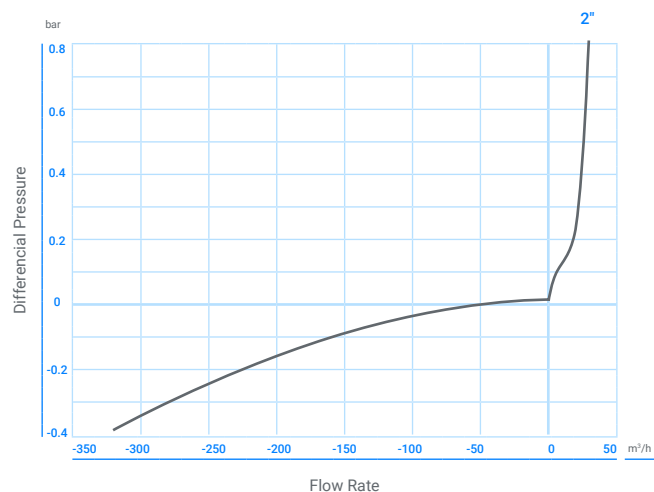
PN 16 AUTOMATIC AIR RELEASE FLOW RATE 4", 6"



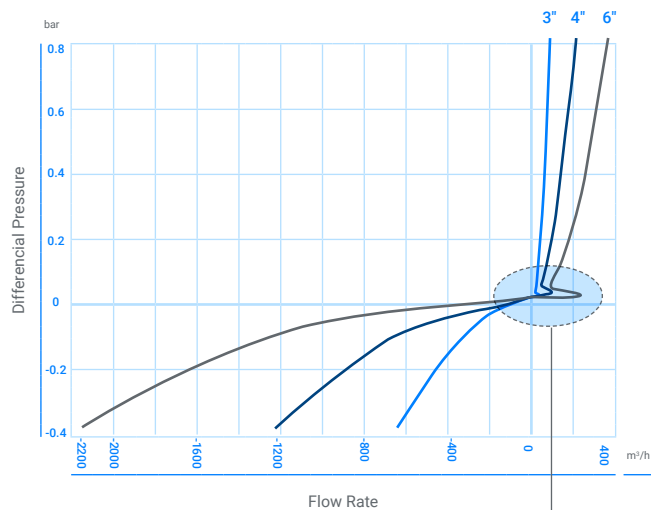
--- Max recommended design air discharge

→ HEAD LOSS D43NS

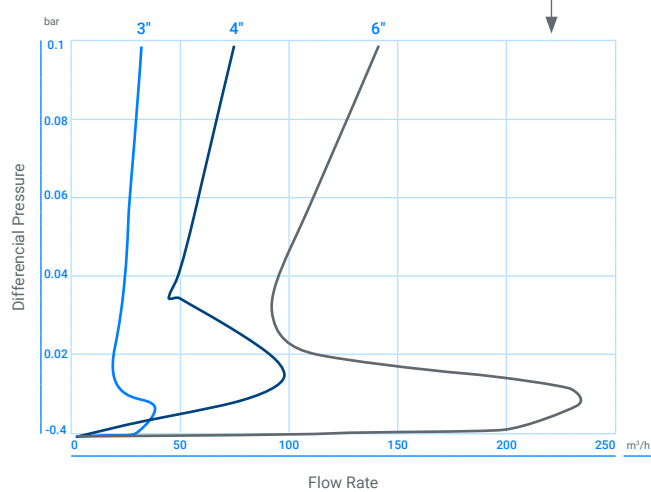
AIR & VACUUM FLOW RATE 2"



AIR & VACUUM FLOW RATE 3", 4", 6"

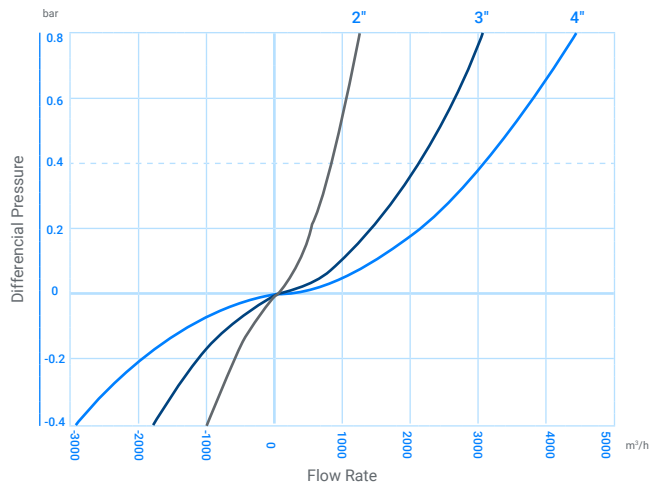


AIR DISCHARGE SWITCHING REGION



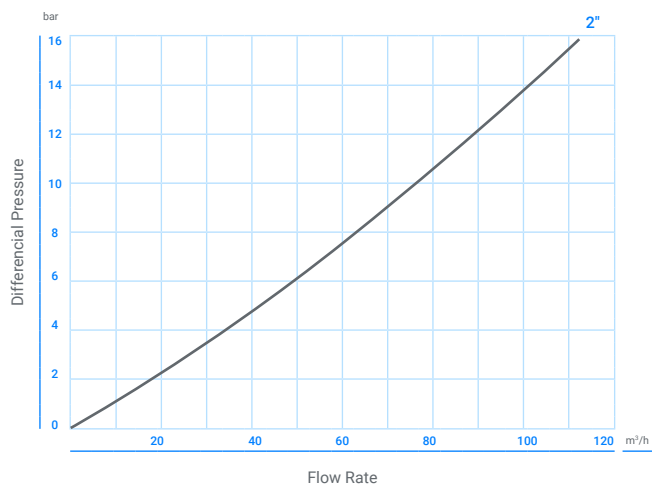
→ HEAD LOSS D46

AIR & VACUUM FLOW RATE 2", 3", 4"

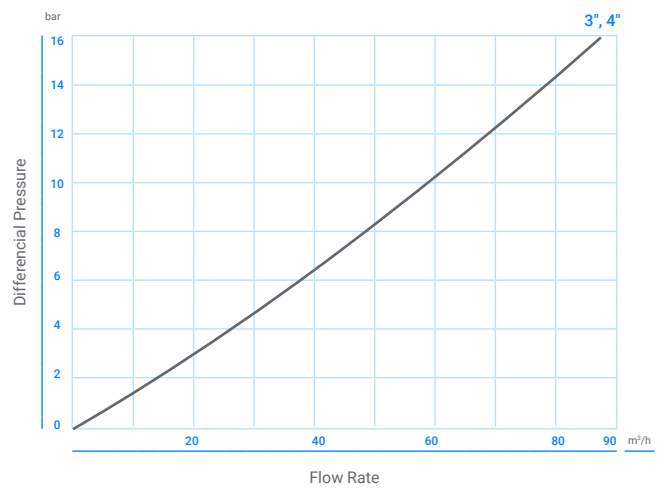


--- Max recommended design air discharge

AUTOMATIC AIR RELEASE FLOW RATE 2"

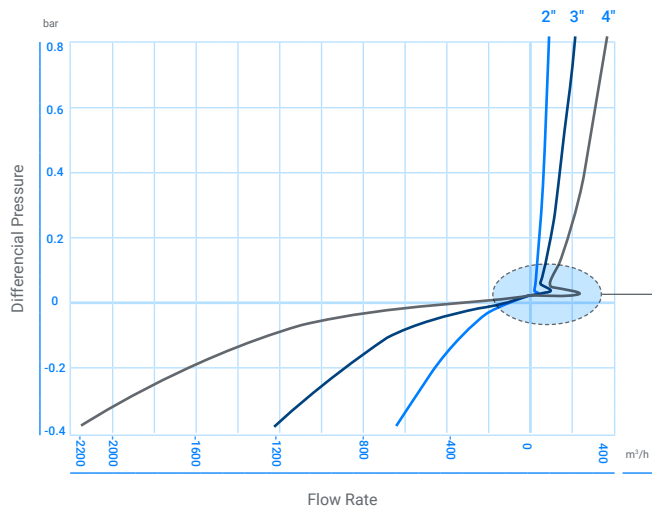


PN 16 AUTOMATIC AIR RELEASE FLOW RATE 4", 6"

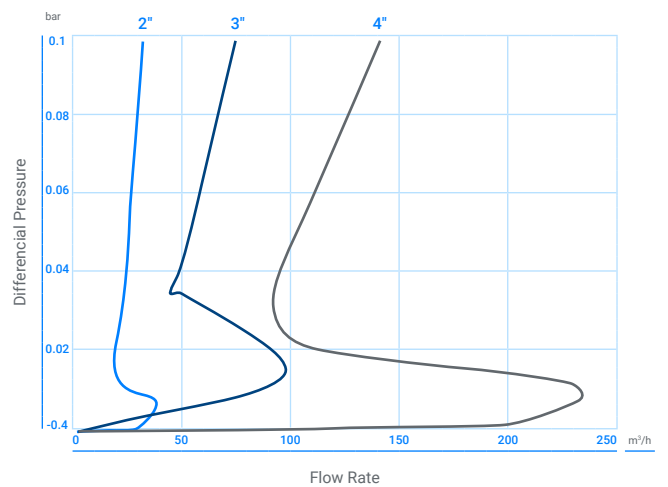


→ HEAD LOSS D46NS

AIR & VACUUM FLOW RATE 2", 3", 4"



AIR DISCHARGE SWITCHING REGION



D50

COMBINATION AIR VALVE

Combines both an air release valve and an air & vacuum valve features. The air release component is designed to automatically release small pockets of air to the atmosphere as they accumulate along a pipeline or piping system when it is full and operating under pressure.



Reliable



Superior
Design



Easy
Maintenance

Benefits & Features

- ✓ Reliable operation reduces water hammer incidents
- ✓ Dynamic design allows for high capacity air discharge while preventing premature closure
- ✓ Lightweight, small dimensions, simple and reliable structure
- ✓ **Special orifice seat design:** combination of bronze and E.P.D.M. rubber assures long-term maintenance-free operation
- ✓ The discharge outlet enables the connection of a vent pipe
- ✓ **Air Release Component**
 - Body made of high strength materials.
 - All operating parts are made of specially selected corrosionresistant polymer materials.
 - **Large sized air release orifice:**
 - Dramatically reduces the possibility of obstruction by debris
 - Discharges high air flow rates
 - One size orifice for a wide pressure range (up to 25 bar), achieved by the rolling seal mechanism

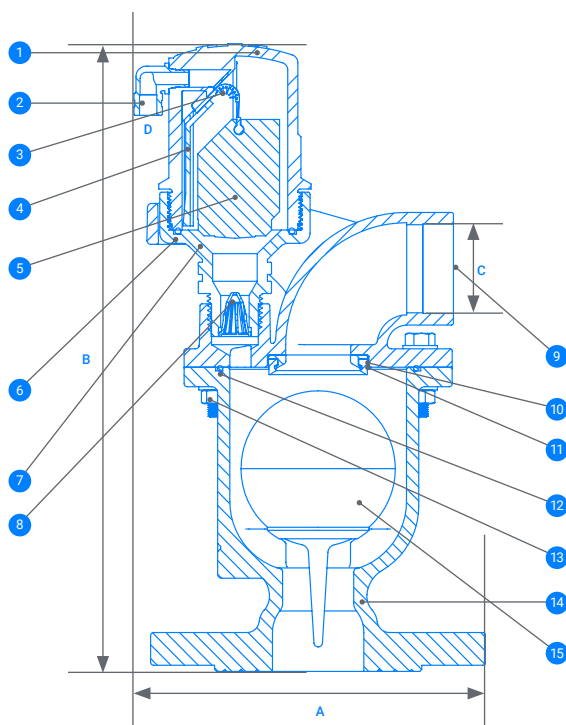
Specifications & Recommendations

- **Working Pressure Range:**
D-050, D-050-C – 0.2 - 16 bar | D-052 – 0.2 - 25 bar
- **Testing Pressure:** 1.5 times the working pressure of the air valve
- **Maximum Working Temperature:** 60° C
- **Maximum Intermittent Temperature:** 90° C

→ TECHNICAL DIMENSIONS D50

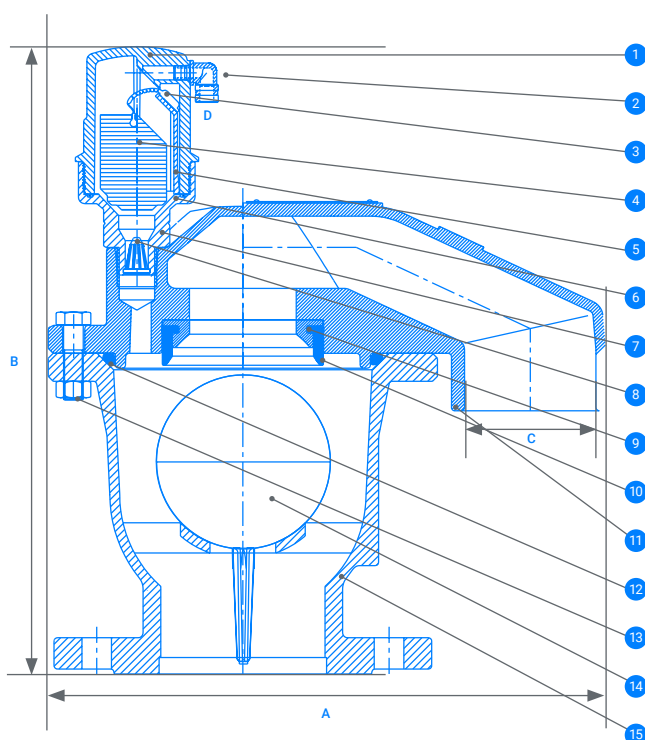
NOMINAL SIZE	DIMENSIONS MM		CONNECTIONS		WEIGHT (KG.)	ORIFICE AREA MM ²	
	A	B	C	D		A/V	AUTO
2" (50MM) THREADED	173	293	1½" BSP FEMALE	⅛" BSP FEMALE	4.3	794	12
2" (50MM) FLANGED	173	306	1½" BSP FEMALE	⅛" BSP FEMALE	6.4	794	12
3" (80MM) THREADED	184.3	329	2" BSP FEMALE	⅛" BSP FEMALE	10	1809	12
3" (80MM) FLANGED	211	328	2" BSP FEMALE	⅛" BSP FEMALE	13	1809	12

NOMINAL SIZE	DIMENSIONS MM				CONNECTION	WEIGHT (KG.)	ORIFICE AREA MM ²	
	A	B	C INTERNAL	EXTERNAL			A/V	AUTO
4" (100MM)	342	382	80.0	96.0	⅛" BSP FEMALE	26.4	3317	12
6" (150MM)	399	432	90	106	⅛" BSP FEMALE	43.5	7850	12
8" (200MM)	553	554	124.0	140.0	⅛" BSP FEMALE	117	17662	12



→ MATERIAL SPECIFICATIONS 2", 3"

#	PART NAME	MATERIAL
1	BODY	REINFORCED NYLON
2	AIR RELEASE OUTLET	POLYPROPYLENE
3	ROLLING SEAL	EPDM
4	CLAMPING STEM	REINFORCED NYLON
5	FLOAT	FOAMED POLYPROPYLENE
6	O-RING	BUNA-N
7	BASE	REINFORCED NYLON
8	STRAINER	NYLON
9	COVER	DUCTILE IRON
10	ORIFICE SEAT	BRONZE
11	ORIFICE SEAL	EPDM
12	O-RING	BUNA-N
13	BOLT, NUT & WASHER	STEEL, ZINC COBALT COATED
14	BODY	DUCTILE IRON
15	FLOAT	POLYCARBONATE / STAINLESS STEEL 316



→ MATERIAL SPECIFICATIONS 4", 6", 8"

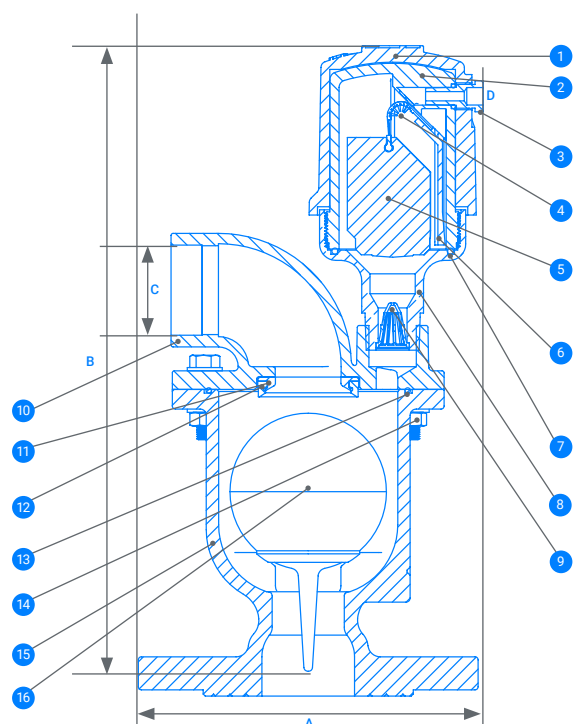
#	PART NAME	MATERIAL
1	BODY	REINFORCED NYLON
2	AIR RELEASE OUTLET	POLYPROPYLENE
3	ROLLING SEAL	EPDM
4	FLOAT	FOAMED POLYPROPYLENE
5	CLAMPING STEM	REINFORCED NYLON
6	O-RING	BUNA-N
7	BASE	BRASS
8	STRAINER	NYLON
9	ORIFICE SEAT	BRONZE
10	ORIFICE SEAL	EPDM
11	COVER	DUCTILE IRON
12	O-RING	BUNA-N
13	BLOT, NUT & WASHER	STEEL, ZINC COBALT PLATED
14	FLOAT	POLYCARBONATE / STAINLESS STEEL
15	BODY	DUCTILE IRON

* Screen Cover 10"-12" Polyethylene / Ductile Iron

→ TECHNICAL DIMENSIONS D50C, D52

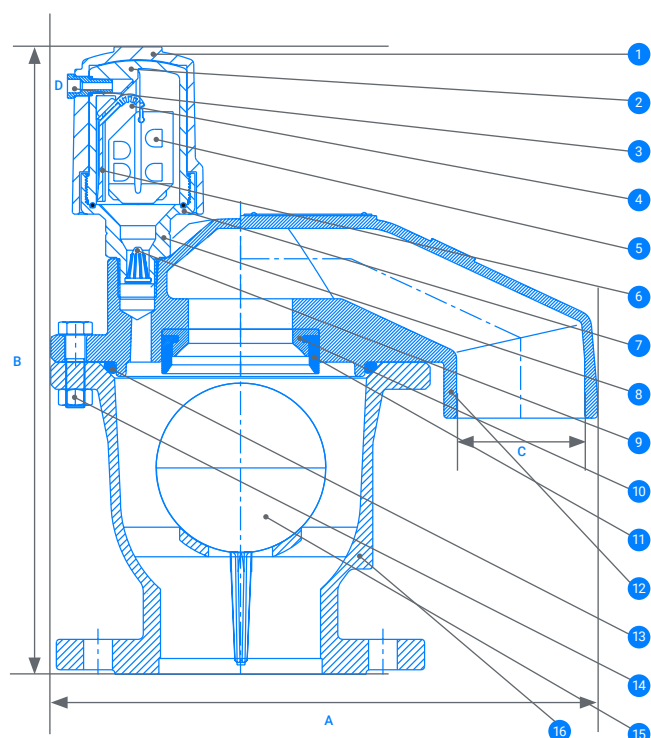
NOMINAL SIZE	DIMENSIONS MM		CONNECTIONS		WEIGHT (KG.)	ORIFICE AREA MM ²		
	A	B	C	D		A/V	AUTO D-050-C	AUTO D-052
2" (50MM) THREADED	168	302	1½" BSP FEMALE	½" BSP FEMALE	5.7	794	12	9
2" (50MM) FLANGED	168	315	1½" BSP FEMALE	½" BSP FEMALE	7.8	794	12	9
3" (80MM) THREADED	182	336.5	2" BSP FEMALE	½" BSP FEMALE	11.5	1809	12	9
3" (80MM) FLANGED	205	339	2" BSP FEMALE	½" BSP FEMALE	14.4	1809	12	9

NOMINAL SIZE	DIMENSIONS MM				CONNECTION	WEIGHT (KG.)	ORIFICE AREA MM ²		
	A	B	C INTERNAL	EXTERNAL			A/V	AUTO D-050-C	AUTO D-052
4" (100MM)	342	393	80.0	96.0	½" BSP FEMALE	27.4	3317	12	9
6" (150MM)	399	439	90	106	½" BSP FEMALE	44.9	7850	12	9
8" (200MM)	553	560	124.0	140.0	½" BSP FEMALE	118	17662	12	9



→ MATERIAL SPECIFICATIONS 2", 3"

#	PART NAME	MATERIAL
1	SHELL	DUCTILE IRON
2	BODY	REINFORCED NYLON
3	AIR RELEASE OUTLET	BRASS
4	ROLLING SEAL	EPDM
5	FLOAT	FOAMED POLYPROPYLENE
6	CLAMPING STEM	REINFORCED NYLON
7	O-RING	BUNA-N
8	BASE	BRASS
9	STRAINER	NYLON
10	COVER	DUCTILE IRON
11	ORIFICE SEAT	BRONZE
12	ORIFICE SEAL	EPDM
13	O-RING	BUNA-N
14	BOLT, NUT & WASHER	STEEL, ZINC COBALT COATED
15	BODY	DUCTILE IRON
16	FLOAT	POLYCARBONATE / STAINLESS STEEL 316

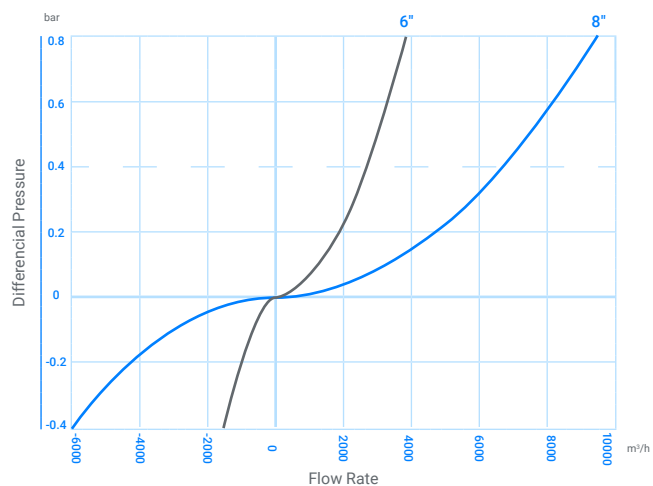
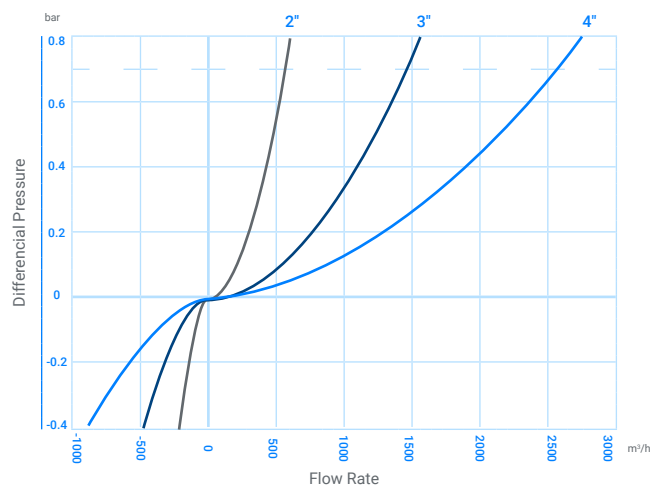


→ MATERIAL SPECIFICATIONS 4", 6", 8"

#	PART NAME	MATERIAL
1	SHELL	DUCTILE IRON
2	BODY	REINFORCED NYLON
3	AIR RELEASE OUTLET	BRASS
4	ROLLING SEAL	EPDM
5	FLOAT	FOAMED POLYPROPYLENE
6	CLAMPING STEM	REINFORCED NYLON
7	O-RING	BUNA-N
8	BASE	BRASS
9	STRAINER	NYLON
10	COVER	BRONZE
11	ORIFICE SEAT	EPDM
12	ORIFICE SEAL	DUCTILE IRON
13	O-RING	BUNA-N
14	BOLT, NUT & WASHER	STEEL, ZINC COBALT COATED
15	BODY	POLYCARBONATE / STAINLESS STEEL 304L
16	FLOAT	DUCTILE IRON

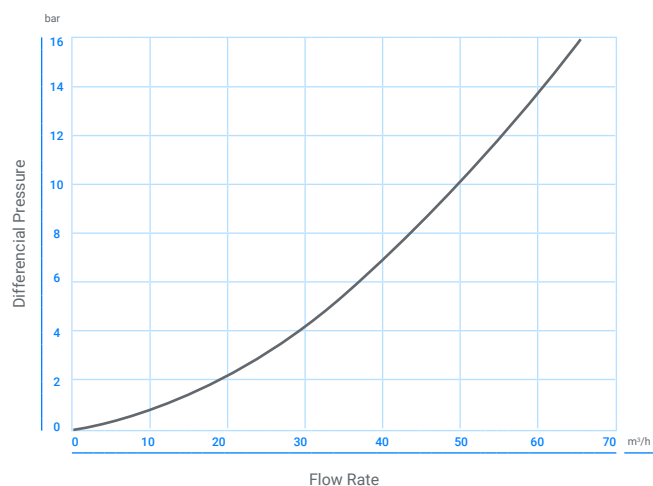
→ HEAD LOSS

AIR & VACUUM FLOW RATE

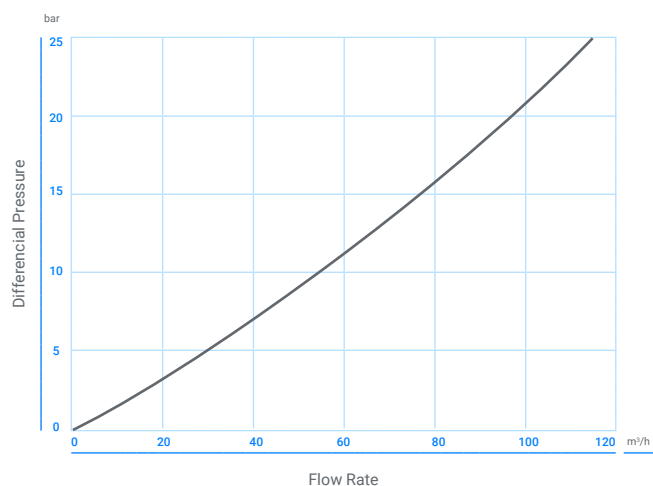


--- Max recommended design air discharge

PN 16 AUTOMATIC AIR RELEASE FLOW RATE



PN 25 AUTOMATIC AIR RELEASE FLOW RATE



→ CATALOG NUMBERS

MODEL	DIAMETER	CONNECTION	MATERIAL	CATALOG NUMBER
D50	2"	BSP	DI	70500-001220
	3"	ISO16	BRPL	70500-000265
	3"	BSP	DI	70500-001230
	3"	ISO16	DI	70460-001020
	4"	ISO16	DI	70440-005950
	6"	ISO16	DI	70440-005960

D60

COMBINATION AIR VALVE FOR HIGH FLOW SYSTEMS

Combines both air release valve and an air & vacuum valve features. The air release component is designed to automatically release small pockets of air to the atmosphere as they accumulate along a pipeline or piping system when it is full and operating under pressure.



Reliable



Superior
Design



Easy
Maintenance

Benefits & Features

- ✓ All main flow cross-sections are equal or greater than the nominal port area
- ✓ Aerodynamic design enables high flow rates of air both at intake and at discharge
- ✓ Reliable operation reduces water hammer incidents
- ✓ Dynamic design allows for high capacity air discharge while preventing premature closure
- ✓ Special orifice seat design: bronze and E.P.D.M. rubber, assures long-term maintenance-free operation
- ✓ Screen protected outlet
- ✓ The upper screen is protected with a protective cover

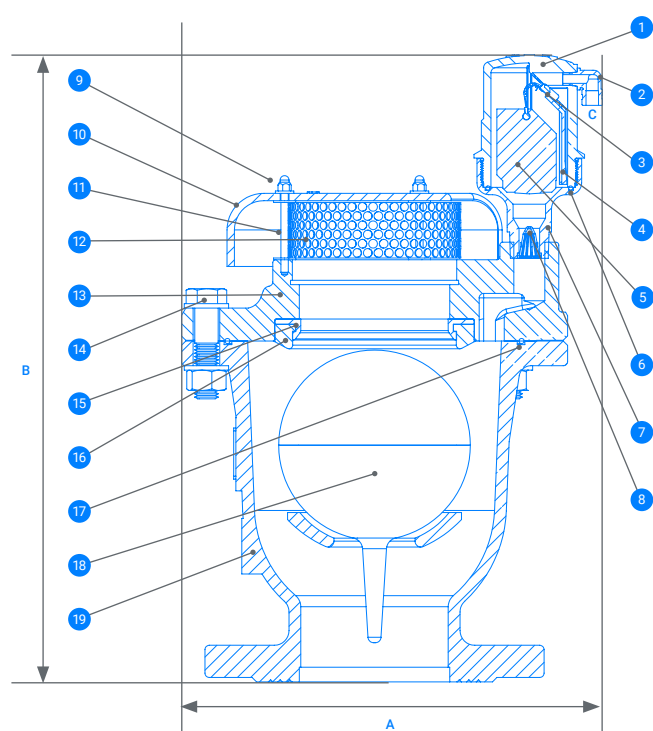
Specifications & Recommendations

- **Working Pressure Range:**
 - D-060 0.2 - 16 bar
 - D-060-C 0.2 - 16 bar
 - D-062 0.2 - 25 bar
 - D-065 0.2 - 40 bar
- **Testing pressure for the air valve is** 1.5 times its working pressure
- **Maximum Working Temperature:** 60°C
- **Maximum Intermittent Temperature:** 90°C

→ TECHNICAL DIMENSIONS D60

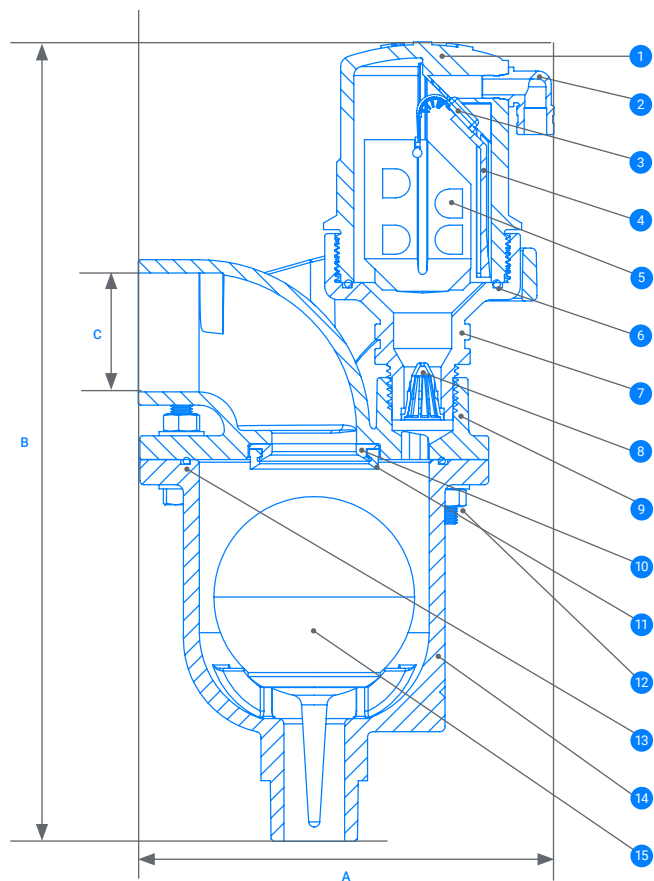
NOMINAL SIZE	DIMENSIONS MM		CONNECTIONS		WEIGHT (KG.)	ORIFICE AREA MM ²	
	A	B	C	D		A/V	AUTO
1" (25MM) THREADED	158	303	1½" FEMALE	⅛" FEMALE	4.4	506.7	12
1" (25MM) FLANGED	158	303	1½" FEMALE	⅛" FEMALE	5.4	506.7	12

NOMINAL SIZE	DIMENSIONS MM		CONNECTION	WEIGHT (KG.)	ORIFICE AREA MM ²	
	A	B			A/V	AUTO
2" (50MM) THREADED	215	323	⅛" FEMALE	9.7-10	1960	12
2" (50MM) FLANGED	215	336	⅛" FEMALE	10.7-11	1960	12
3" (80MM)	249	387	⅛" FEMALE	17-18	5030	12
4" (100MM)	286	431	⅛" FEMALE	23.6-25	7850	12
6" (150MM)	375	588	⅛" FEMALE	73.5-78	17662	12
8" (200MM)	463	630	⅛" FEMALE	108.6-117	31400	12
10" (250MM)	586	788	⅛" FEMALE	137.7-150	49087	12



→ MATERIAL SPECIFICATIONS 2" - 10"

#	PART NAME	MATERIAL
1	BODY	REINFORCED NYLON
2	AIR RELEASE OUTLET	POLYPROPYLENE
3	ROLLING SEAL	EPDM
4	CLAMPING STEM	REINFORCED NYLON
5	FLOAT	FOAMED POLYPROPYLENE
6	O-RING	BUNA-N
7	BASE	BRASS
8	STRAINER	NYLON
9	DOMED NUT & WASHER	STAINLESS STEEL 304
10	SCREEN COVER 2"-4"	DUCTILE IRON
	6"-10"	POLYETHYLENE / DUCTILE IRON
11	THREADED ROD	STAINLESS STEEL 304
12	SCREEN	STAINLESS STEEL 304
13	COVER	DUCTILE IRON
14	BOLT, NUT & WASHER	STEEL, ZINC COBALT COATED
15	ORIFICE SEAT	BRONZE
16	ORIFICE SEAL	EPDM
17	O-RING	BUNA-N
18	FLOAT	POLYCARBONATE / STAINLESS STEEL
19	BODY	DUCTILE IRON



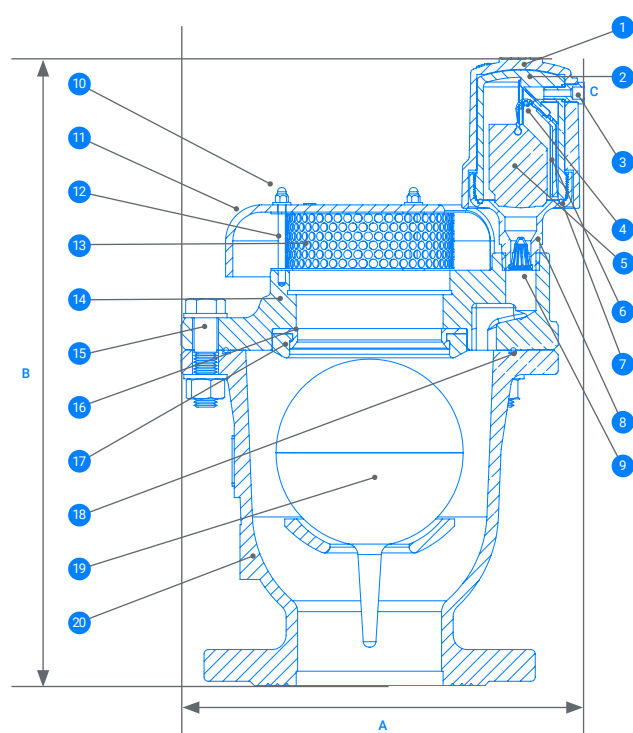
→ MATERIAL SPECIFICATIONS 2" - 10"

#	PART NAME	MATERIAL
1	BODY	REINFORCED NYLON
2	DISCHARGE OUTLET	POLYPROPYLENE
3	ROLLING SEAL	EPDM
4	CLAMPING STEM	REINFORCED NYLON
5	FLOAT	FOAMED POLYPROPYLENE
6	O-RING	BUNA-N
7	BASE	REINFORCED NYLON
8	STRAINER	NYLON
9	COVER	DUCTILE IRON
10	ORIFICE SEAT	BRONZE
11	ORIFICE SEAL	EPDM
12	BOLT, NUT & WASHER	STEEL, ZINC COBALT COATED
13	O-RING	BUNA-N
14	BODY	DUCTILE IRON
15	FLOAT	POLYCARBONATE / STAINLESS STEEL

→ TECHNICAL DIMENSIONS D60C, D62

NOMINAL SIZE	DIMENSIONS MM		CONNECTIONS		WEIGHT (KG.)	ORIFICE AREA MM ²		
	A	B	C	D		A/V	AUTO D-060-C	AUTO D-062
1" (25MM) THREADED	152	291	1½" FEMALE	⅝" FEMALE	5.3	506.7	12	9
1" (25MM) FLANGED	152	311	1½" FEMALE	⅝" FEMALE	6.3	506.7	12	9

NOMINAL SIZE	DIMENSIONS MM		CONNECTION	WEIGHT (KG.)	ORIFICE AREA MM ²		
	A	B	D		A/V	AUTO D-050-C	AUTO D-052
2" (50MM) THREADED	210	357	⅝" FEMALE	9.7-10	1960	12	9
2" (50MM) FLANGED	210	325	⅝" FEMALE	11.7-12	1960	12	9
3" (80MM)	243	393	⅝" FEMALE	18-19	5030	12	9
4" (100MM)	280	438	⅝" FEMALE	24.6-26	7850	12	9
6" (150MM)	375	596	⅝" FEMALE	74.5-79	17662	12	9
8" (200MM)	463	638	⅝" FEMALE	109.6-118	31400	12	9
10" (250MM)	586	788	⅝" FEMALE	138.7-151	49087	12	9

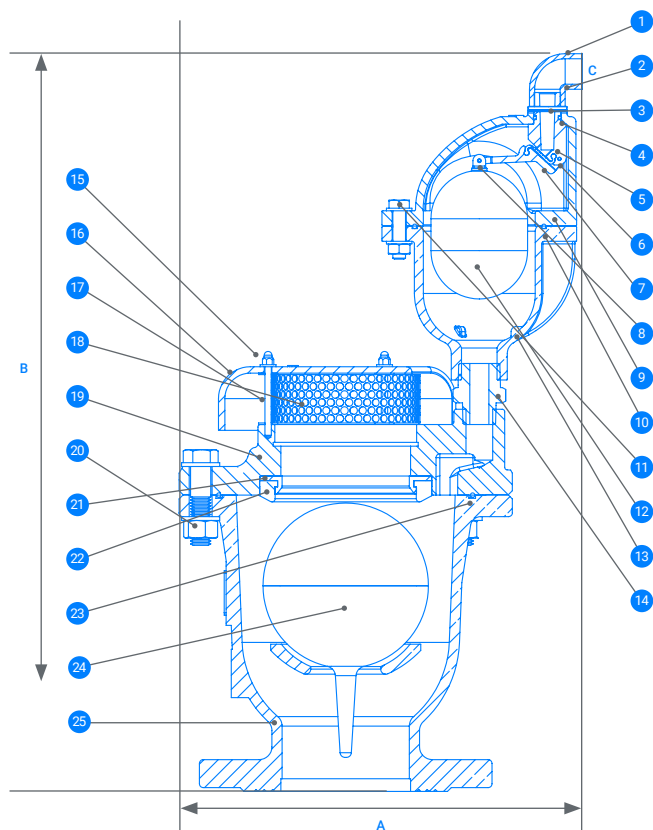


→ MATERIAL SPECIFICATIONS

#	PART NAME	MATERIAL
1	SHELL	DUCTILE IRON
2	BODY	REINFORCED NYLON
3	AIR RELEASE OUTLET	BRASS
4	ROLLING SEAL	EPDM
5	FLOAT	FOAMED POLYPROPYLENE
6	CLAMPING STEM	REINFORCED NYLON
7	O-RING	BUNA-N
8	BASE	BRASS
9	STRAINER	NYLON
10	DOMED NUT & WASHER	STAINLESS STEEL 304
11	SCREEN COVER 2"-4"	DUCTILE IRON
	6"-10"	POLYETHYLENE / DUCTILE IRON
12	THREADED ROD	STAINLESS STEEL 304
13	SCREEN	STAINLESS STEEL 304
14	COVER	DUCTILE IRON
15	BOLT, NUT & WASHER	STEEL, ZINC COBALT COATED
16	ORIFICE SEAT	BRONZE
17	ORIFICE SEAL	EPDM
18	O-RING	BUNA-N
19	FLOAT	POLYCARBONATE / STAINLESS STEEL
20	BODY	DUCTILE IRON

→ TECHNICAL DIMENSIONS D65

1/2" BSP FEMALE	DIMENSIONS MM		CONNECTION	WEIGHT (KG.)	ORIFICE AREA MM²	
	A	B	C		A/V	AUTO
2" (50MM) THREADED	246	500	1/2" BSP FEMALE	13.4-13.7	1960	15
2" (50MM) FLANGED	246	487	1/2" BSP FEMALE	15.4-15.7	1960	15
3" (80MM)	280	536	1/2" BSP FEMALE	21.8-22.8	5030	15
4" (100MM)	317	580	1/2" BSP FEMALE	28.2-32.7	7850	15
6" (150MM)	382	775	1/2" BSP FEMALE	28.2-32.7	17662	15
8" (200MM)	472	813	1/2" BSP FEMALE	109.4-121.7	31400	15



→ MATERIAL SPECIFICATIONS

#	PART NAME	MATERIAL
1	AIR RELEASE OUTLET	PVC
2	ORIFICE	REINFORCED NYLON
3	ROLLPIN	STAINLESS STEEL 304
4	O-RING	BUNA-N
5	ROLLING SEAL	EPDM
6	ROLLPIN	STAINLESS STEEL 304
7	LEVER	REINFORCED NYLON
8	ROLLPINCOVER	STAINLESS STEEL SAE 304
9	COVER	DUCTILE IRON
10	O-RING	BUNA-N
11	BOLT NUT & WASHER	STEEL, ZINC COBALT COATED
12	FLOAT	POLYCARBONATE / STAINLESS STEEL
13	BODY	DUCTILE IRON
14	ADAPTOR	BRASS
15	DOMED NUT & WASHER	STAINLESS STEEL 304
16	SCREEN COVER 2"-4"	DUCTILE IRON
	6"-8"	POLYETHYLENE / DUCTILE IRON
17	THREADED ROD	STAINLESS STEEL 304
18	SCREEN	STAINLESS STEEL 304
19	COVER	DUCTILE IRON
20	BOLT NUT & WASHER	STEEL, ZINC COBALT COATED
21	ORIFICE SEAT	BRONZE
22	ORIFICE SEAL	EPDM
23	O-RING	BUNA-N
24	FLOAT 2"-4"	POLYCARBONATE / STAINLESS STEEL
	6"-8"	STAINLESS STEEL
25	BODY	DUCTILE IRON

→ CATALOG NUMBERS

MODEL	DIAMETER	CONNECTION	MATERIAL	CATALOG NUMBER
D60	3"	ANSI	SST	70561-000047
	4"	ANSI	SST	70561-016218
	6"	ANSI	SST	70561-007905

AIR VALVES

DESCRIPTION GUIDE

D40¹ PP² COMB³ 2"⁴ BSP⁵ PN10⁶ MN⁷

SAMPLE DESCRIPTION

1 MODEL

NAVK	NAV KINETIC (PLASTIC)
NAVA	NAV AUTOMATIC (PLASTIC)
NAVC	NAV COMBINATION (PLASTIC)
NAVMC	NAV COMBINATIN (METAL)
AV10	ARI AV10
D40	ARI D40
D40L	ARI D40L
D43	ARI D43
D46	ARI D46
D50	ARI D50

D60	ARI D60
D70	ARI D70
D70PQ	ARI D70PQ
DG10	ARI DG10
DT40	ARI DT40
DT40LP	ARI DT40LP
K10	ARI K10
K60	ARI K60
S50	ARI S50
SG10	ARI SG10

2 MATERIAL

PL	REINFORCED NYLON
PP	POLYPROPYLENE
DI	DUCTILE IRON
SST	STAINLESS STEEL
BZPL	BRONZE BASE, REINFORCED NYLON BODY
BRPL	BRASS BASE, REINFORCED NYLON BODY

3 FUNCTION

AUTO	AUTOMATIC
KINT	KINETIC
DYN	DYNAMIC
VAC	VACUUM
COMB	COMBINATION

4 DIAMETER

1/2"	1/2" (15MM)
3/4"	3/4" (20MM)
1"	1" (25MM)
1.5"	1.5" (40MM)
2"	2" (50MM)
2.5"	2.5" (65MM)
3"R	3" (80X50X80MM)
3"	3" (80MM)
4"R	4" (100X80X100MM)
4"	4" (100MM)
6"	6" (150MM)
8"	8" (200MM)

5 CONNECTION

NPT	NPT
BSP	BSP
DN10	ISO PN10
DN16	ISO PN16
AN12	ANSI 125
AN15	ANSI 150
AN30	ANSI 300
BSTD	BSTD
BSTE	BSTE
ABNT	ABNT

6 MAX. RESSURE

PN6	6 BAR / 90 PSI
PN10	10 BAR / 145 PSI
PN16	16 BAR / 250 PSI
PN25	25 BAR / 380 PSI
PN40	40 BAR / 600 PSI

7 UNIQUE FEATURES

AS	NON FLOW RETURN
CP	CHECK POINT
MN	MINING
GAS	GAS APPLICATION
MTN	MALE THREAD NOZZLE
FCO	FEMALE CONNECTION
HW	HOT WATER
NS	NON SLAM
STF	S. STEEL FLOAT
OT	ORANGE TOP
BT	BLACK TOP
RT	RED TOP



04-0521-AIR_VLV-CAT-0019-EN

GROW MORE WITH LESS™



www.netafim.com