

75 Series CONTROL VALVES

The strong and versatile reinforced nylon valves of 75 series, exhibit exceptional hydraulic characteristics and provide optimal control of irrigation systems.



Outstanding
Performances



Ultimate
Durability



Extremely
Versatile

/ Benefits & Features

- **Outstanding performance** High flow capacity and very low head losses achieved by a flexible diaphragm that provides a wide water passage throughout the valve's hydrodynamic body
- **Ultimated durability** Long life and easy inline maintenance accomplished by structural simplicity and high-quality corrosion-free materials.
- **Extremely versatile** Gal plastic valves are available with full selection of control functions and various end connections

/ Specifications & Recommendations

- Maximum pressure – 10 bar (145 psi), for 3"H - 12 bar (175 psi)
- Minimum recommended flow – 1 m³/h (5 gpm)
- Minimum operating pressure – 0.4 bar (6 psi)*
- Maximum operating temperature – 60°C (140°F)

* Available with low pressure diaphragm

→ HYDRAULIC PERFORMANCE

DIAMETER	INCH	¾	1	1½	2	2½	3R*	3	4R*	3H*	4	6R*	6	8R*
	MM	20	25	40	50	65	80	80	100	80	100	150	150	200
FLOW RATE FACTOR**	KV	7.5	15	60	71	79	90	120		250	350		580	
	CV	9	17.5	70	82	92	92	140		292	410		678	

** In order to calculate the head loss at any desired flow rate, use the following equation: Head loss = (Flow rate/Flow rate factor)²

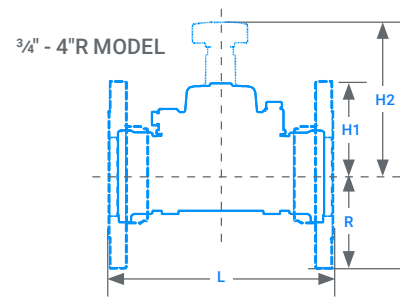
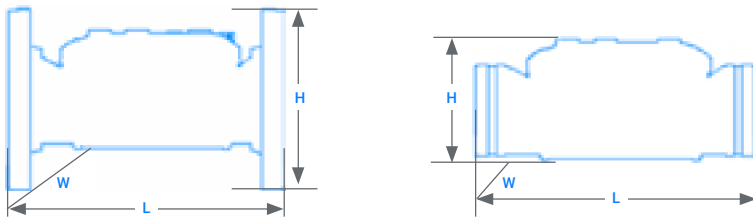
→ TECHNICAL DIMENSIONS

DIAMETER	INCH	¾	1	1½	2	2½	3R	3	3*	4R*		3"H	3"H*	4	4*	6R	6*	8R*	
	MM	20	25	40	50	65	80	80	80	100		80	80	100	100	150	150	200	
HEIGHT	H1		38/1½	38/1½	67/2½	67/2½	67/2½	67/2½	100/3½	100/3½	100/3½		THRD.	FLNG.	GRV.	FLNG.			
	H2		100/4	100/4	112/4¾	112/4¾	112/4¾	112/4¾	180/7¼	180/7¼	180/7¼	H	162/6¾	190/7½	160/7	230/9	285/11½	285/11½	307/12
	R	MM / INCH	18½	22/¼	30/1¾	37/1½	47/1¾	54/2¼	60/2¾	100/3½	110/4¾	W	236/9¾	236/9¾	236/9¾	236/9¾	285/11½	285/11½	307/12
LENGTH	L		113/4½	124/4¾	188/7¾	199/7¾	228/9	236/9¼	260/10¼	290/11¾	290/11¾	L	452/17¾	485/19	350/13¾	373/14½	420/16½	420/16½	500/19¾
VOL. CTRL. CHAMBER	CC / GAL		36/0.01			180/0.04			250/0.05				500/0.13			500/0.26			
WEIGHT	KG / LBS		0.2/0.44	0.2/0.44	0.9/2	0.9/2	1.2/2.6	1.4/3.1	1.8/4.4	3/6.8	4/8.8		4.7-10.4	6/13.2	3.9/8.6	6/13.2	7.5/16.5	10.6/23.4	13.8/30.4

R: Reduced, 3R: 323°, 4R: 434°, 6R: 646° 8R: 868°, H: High Flow, 3H: 343°

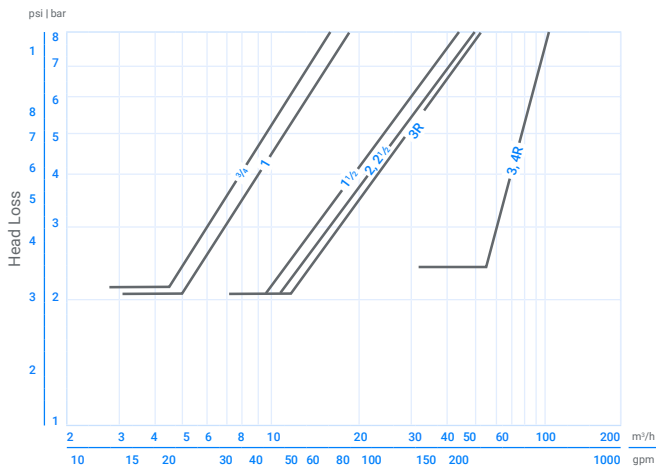
* Dimensions for those diameters include flanges

3"H - 8"R MODELS

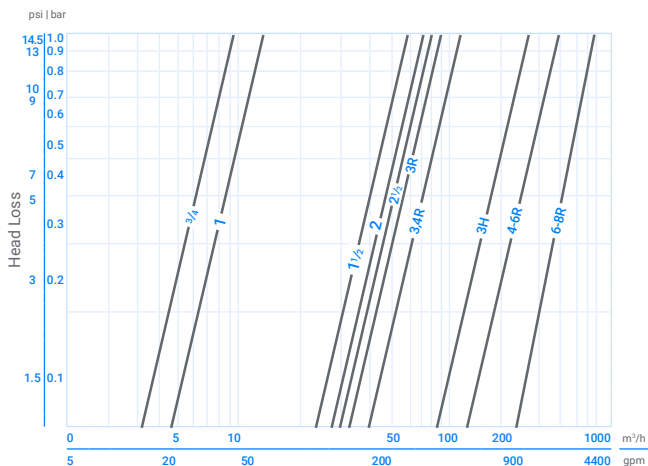


→ HEAD LOSS

2-WAY



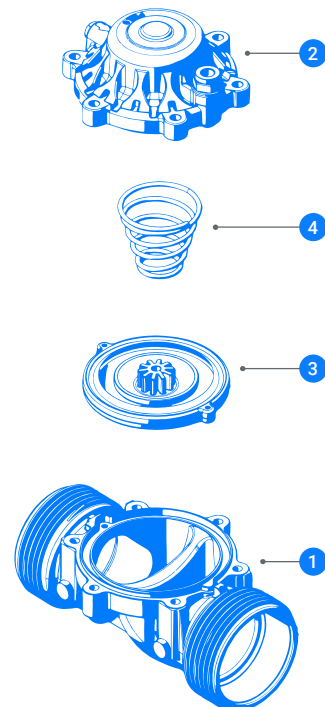
3-WAY



→ MATERIAL SPECIFICATION

#	PART	MATERIAL	OPT.
1	BODY	REINFORCED NYLON	POLYPROPYLENE
2	BONNET	REINFORCED NYLON	POLYPROPYLENE
3	DIAPHRAGM	NATURAL RUBBER	ALD70
4	SPRING	SST 302	SST 316

* Optional parts for special chemical resistance



75 Series 3”H - 8”R CONTROL VALVES

The NEW S75 with renewed design innovation provides the highest hydraulic performance for all of your valve applications.



Outstanding
Performances



Ultimate
Durability



Extremely
Versatile

Benefits & Features

→ Outstanding performance

New innovative body design provides optimal flow characteristics for both flow and head loss. In addition, the valve reaction times are dramatically improved, enhancing in-field experience

→ Ultimated durability

Improved corrosive resistant material composition provides for a wide range of hydraulic applications while also delivering higher pressure ratings than ever before, up to 12 bar


→ Extremely versatile

We listened to you, our customer. The S75 design is adaptable to multiple applications of valve sizing and connection type. Whether your application is 3” Threaded or 8” Flange, we can connect to it. The need to store multiple valve sizes is reduced

Applications

- The NEW 3”H-8”R models were engineered to operate in the widest pressure ranges possible for optimal control and precision. The NEW S75 are ideal for large scale irrigation projects in field crops, vineyards, or orchards

→ CONNECTION TYPES



→ CATALOG NUMBERS

DESCRIPTION	CATALOG NUMBER
BASIC VALVES	
BASIC BODY W/O ADAPTERS	71600-051104*
S75PL 4" H VIC BAS 3W	71600-051105
S75PL 3" H H NPT BAS 3W	71600-003351
S75PL 3" H H BSP BAS 3W	71600-003352
S75PL 4" H UNF BAS 3W	71600-051098
S75PL 6" H UNF BAS 3W	71600-052608
S75PL 6" R H UNF BAS 3W	71600-051099
S75PL 8" R H UNF BAS 3W	71600-007420
ELECTRIC VALVES	
S75PL 3" H H BSP AQDC 3WNC	71600-003353
S75PL 3" H H NPT AQDC 3WNC	71600-003354
S75PL 3" H H BSP AQAC 3WNC	71600-003356
S75PL 3" H H NPT AQAC 3WNC	71600-003355
S75PL 4" H UNF ELE AQDC 3WNC	71640-005522
S75PL 4" H UNF ELE AQAC 3WNC	71640-002342
S75PL 6" H UNF ELE AQDC 3WNC	71640-000007
S75PL 6" H UNF ELE AQAC 3WNC	71640-000008
S75PL 6" R H UNF ELE AQDC 3WNC	71640-007085
S75PL 6" R H UNF ELE AQAC 3WNC	71640-007086
S75PL 8" R H UNF ELE AQDC 3WNC	71640-000009
S75PL 8" R H UNF ELE AQAC 3WNC	71640-000010

DESCRIPTION	CATALOG NUMBER
PRESSURE REDUCING VALVES	
S75PL 3" H H NPT PRV PPY 3W CS	71600-003357
S75PL 3" H H BSP PRV PPY 3W CS	71600-003358
S75PL 3" H H NPT PRV PPY AQDC 3WNC C	71600-003359
S75PL 3" H H BSP PRV PPY AQDC 3WNC C	71600-003360
S75PL 3" H H BSP PRV PPY AQAC 3WNC C	71600-003361
S75PL 3" H H NPT PRV PPY AQAC 3WNC C	71600-003362
S75PL 4" H UNF PRV PPY 3W CS	71600-051096
S75PL 4" H UNF PRV PPY AQDC 3WNC C	71640-002343
S75PL 4" H UNF PRV PPY AQAC 3WNC C	71640-002344
S75PL 6" R H UNF PRV PPY 3W CS	71600-052600
S75PL 6" R H UNF PRV PPY AQDC 3WNC C	71640-007087
S75PL 6" R H UNF PRV PPY AQAC 3WNC C	71640-007088
S75PL 6" H UNF PRV PPG 3W CS	71600-000025
S75PL 8" R H UNF PRV PPG 3W CS	71600-000018
S75PL 6" H UNF PRV PPG AQDC 3WNC C	71640-000004
S75PL 6" H UNF PRV PPG AQAC 3WNC C	71640-000003
S75PL 8" R H UNF PRV PPG AQDC 3WNC C	71640-000005
S75PL 8" R H UNF PRV PPG AQAC 3WNC C	71640-000006
PRESSURE SUSTAINING VALVES	
S75PL 4" H UNF PSV PPG AQDC 3WNC C	71640-005598
S75PL 4" H UNF PSV PPG AQAC 3WNC C	71640-005591
S75PL 6" H UNF PSV PPG 3W CS	71600-000026
S75PL 6" R H UNF PSV PPG AQDC 3WNC C	71640-007091
S75PL 6" R H UNF PSV PPG AQAC 3WNC C	71640-007092
S75PL 8" R H UNF PSV PPG 3W CS	71600-000027

* For end connection adapters, please refer to the spare parts list